

Bloomington, MN

The National Community Survey

Report of Results
2021

Report by:



Visit us online!
www.polco.us

About The NCS™

The National Community Survey™ (The NCS™) report is about the “livability” of Bloomington. A livable community is a place that is not simply habitable, but that is desirable. It is not only where people do live, but where they want to live. The survey was developed by the experts at Polco’s National Research Center.

Great communities are partnerships of the government, private sector, community-based organizations and residents, all geographically connected. The NCS captures residents’ opinions considering ten central facets of a community:

- Economy
- Mobility
- Community Design
- Utilities
- Safety
- Natural Environment
- Parks and Recreation
- Health and Wellness
- Education, Arts, and Culture
- Inclusivity and Engagement

The report provides the opinions of a representative sample of 732 Bloomington residents collected from April 20, 2021 to June 8, 2021. The margin of error around any reported percentage is 4% for all respondents and the response rate for the 2021 survey was 21%. Survey results were weighted so that the demographic profile of respondents was representative of the demographic profile of adults in Bloomington.

How the results are reported

For the most part, the percentages presented in the following tabs represent the “percent positive.” Most commonly, the percent positive is the combination of the top two most positive response options (i.e., excellent/good, very safe/somewhat safe, etc.). On many of the questions in the survey respondents may answer “don’t know.” The proportion of respondents giving this reply is shown in the full set of responses included in the tab “Complete data.” However, these responses have been removed from the analyses presented in most of the tabs. In other words, the tables and graphs display the responses from respondents who had an opinion about a specific item.

Comparisons to benchmarks

NRC’s database of comparative resident opinion is comprised of resident perspectives gathered in surveys from over 600 communities whose residents evaluated the same kinds of topics on The National Community Survey. The comparison evaluations are from the most recent survey completed in each community in the last five years. NRC adds the latest results quickly upon survey completion, keeping the benchmark data fresh and relevant. The communities in the database represent a wide geographic and population range. In each tab, Bloomington’s results are noted as being “higher” than the benchmark, “lower” than the benchmark, or “similar” to the benchmark, meaning that the average rating given by Bloomington residents is statistically similar to or different (greater or lesser) than the benchmark. Being rated as “higher” or “lower” than the benchmark means that Bloomington’s average rating for a particular item was more than 10 points different than the benchmark. If a rating was “much higher” or “much lower,” then Bloomington’s average rating was more than 20 points different when compared to the benchmark.

The survey was administered during the COVID-19 pandemic, a time of challenge for many local governments. While we provide comparisons to national benchmarks, it is important to note that much of the benchmark data was collected prior to the pandemic. This may impact how your City’s 2021 ratings compare to other communities’ ratings from the past five years.



Trends over time

Trend data for Bloomington represent important comparison data and should be examined for improvements or declines*. Deviations from stable trends over time represent opportunities for understanding how local policies, programs, or public information may have affected residents' opinions. Changes between survey years have been noted with an arrow and the percent difference. If the difference is greater than five percentage points between the 2020 and 2021 surveys, the change is statistically significant.

* In 2020, The NCS survey was updated to include new and refreshed items. Consequently, some of the trends may be impacted due to wording modifications that could have potentially altered the meaning of the item for the respondent.

Methods

Selecting survey recipients

All households within Bloomington were eligible to participate in the survey. A list of all households within the zip codes serving Bloomington was purchased from Go-Dog Direct based on updated listings from the United States Postal Service. Since some of the zip codes that serve Bloomington households may also serve addresses that lie outside of the community, the exact geographic location of each housing unit was compared to community boundaries using the most current municipal boundary file. Addresses located outside of Bloomington's boundaries were removed from the list of potential households to survey. Each address identified as being within city boundaries was further identified as being within one of the four districts. From that list, addresses were randomly selected as survey recipients, with multi-family housing units (defined as those with a unit number) sampled at a rate of 5:3 compared to single family housing units.

An individual within each household was selected using the birthday method. The birthday method selects a person within the household by asking the "person whose birthday has most recently passed" to complete the questionnaire. The underlying assumption in this method is that day of birth has no relationship to the way people respond to surveys. This instruction was contained in the introduction of the survey.

Conducting the survey

The 3,600 randomly selected households received mailings beginning on April 20, 2021 and the survey remained open for 7 weeks. For 2,520 households, the first mailing was a postcard inviting the household to participate in the survey. The next mailing contained a cover letter with instructions, the survey questionnaire, and a postage-paid return envelope. The final mailing contained a reminder letter, another survey, and a postage-paid return envelope. For the remaining 1,080 households, the first mailing was a postcard inviting the household to participate, followed one week later by a reminder postcard. All mailings included a web link to give residents the opportunity to respond to the survey online. All follow-up mailings asked those who had not completed the survey to do so and those who had already done so to refrain from completing the survey again.

The survey was available in English and Spanish. All mailings contained paragraphs in both languages instructing participants on how to complete the survey in their preferred language.

About 3% of the 3,600 mailed invitations or surveys were returned because the household address was vacant or the postal service was unable to deliver the survey as addressed. Of the remaining 3,505 households that received the invitations to participate, 732 completed the survey, providing an overall response rate of 21%. The response rate was calculated using AAPOR's response rate #2* for mailed surveys of unnamed persons.

It is customary to describe the precision of estimates made from surveys by a "level of confidence" and accompanying "confidence interval" (or margin of error). A traditional level of confidence, and the one used here, is 95%. The 95% confidence interval can be any size and quantifies the sampling error or imprecision of the survey results because some residents' opinions are relied on to estimate all residents' opinions. The margin of error for the City of Bloomington survey is no greater than plus or minus four percentage points around any given percent reported for all respondents (732 completed surveys).

In addition to the randomly selected "probability sample" of households, a link to an online open participation survey was publicized by the City of Bloomington. The open participation survey was identical to the probability sample survey with two small updates; it included a map at the beginning asking where the respondent lived and a question about where they heard about the survey. The open participation survey was open to all city residents and became available on May 28, 2021. The survey remained open for 3 weeks. The data presented in the following tabs exclude the open participation survey data, but a tab at the end provides the complete frequency of responses to questions by the open participation respondents.

Analyzing the data

Responses from mailed surveys were entered into an electronic dataset using a “key and verify” method, where all responses are entered twice and compared to each other. Any discrepancies were resolved in comparison to the original survey form. Range checks as well as other forms of quality control were also performed. Responses from surveys completed on Polco were downloaded and merged with the mailed survey responses.

The demographics of the survey respondents were compared to those found in the 2010 Census and 2017 American Community Survey estimates for adults in Bloomington. The primary objective of weighting survey data is to make the survey respondents reflective of the larger population of the community. The characteristics used for weighting were age, sex, race, Hispanic origin, housing type, housing tenure, and area. No adjustments were made for design effects. Weights were calculated using an iterative, multiplicative raking model known as the ANES Weighting Algorithm.* The results of the weighting scheme for the probability sample are presented in the following table.

NRC aligns demographic labels with those used by the U.S. Census for reporting purposes, when possible. Some categories (e.g., age, race/Hispanic origin, housing type, and length of residency) are combined into smaller subgroups.

		Unweighted	Weighted	Target*
Age	18-34	5%	25%	27%
	35-54	21%	33%	32%
	55+	74%	42%	41%
Area	District 1	26%	25%	25%
	District 2	29%	23%	23%
	District 3	24%	26%	26%
	District 4	20%	26%	26%
Hispanic origin	Not Spanish, Hispanic or Latino	97%	93%	93%
	Spanish, Hispanic or Latino	3%	7%	7%
Housing tenure	Own	83%	68%	68%
	Rent	17%	32%	32%
Housing type	Attached	38%	41%	41%
	Detached	62%	59%	59%
Race & Hispanic origin	Not white alone	15%	22%	23%
	White alone, not Hispanic or Latino	85%	78%	77%
Sex	Female	59%	53%	52%
	Male	41%	47%	48%
Sex/age	Female 18-34	3%	13%	13%
	Female 35-54	13%	16%	16%
	Female 55+	43%	24%	23%
	Male 18-34	2%	11%	14%
	Male 35-54	9%	16%	16%
	Male 55+	31%	19%	18%

The survey datasets were analyzed using all or some of a combination of the Statistical Package for the Social Sciences (SPSS), R, Python and Tableau. For the most part, the percentages presented in the reports represent the “percent positive.” The percent positive is the combination of the top two most positive response options (i.e., excellent/good, very safe/somewhat safe, essential/very important, etc.), or, in the case of resident behaviors/participation, the percent positive represents the proportion of respondents indicating “yes” or participating in an activity at least once a month.

On many of the questions in the survey respondents may answer “don’t know.” The proportion of respondents giving this reply is shown in the full set of responses included in the tab “Complete data”. However, these responses have been removed from the analyses presented in the reports. In other words, the tables and graphs display the responses from respondents who had an opinion about a specific item.

Contact

The City of Bloomington funded this research. Please contact Diann Kirby of the City of Bloomington at dkirby@bloomingtonmn.gov if you have any questions about the survey.

Survey Validity

See the Polco Knowledge Base article on survey validity at <https://info.polco.us/knowledge/statistical-vali>

* See AAPOR’s Standard Definitions for more information at

<https://www.aapor.org/Publications-Media/AAPOR-Journals/Standard-Definitions.aspx>

* Pasek, J. (2010). ANES Weighting Algorithm. Retrieved from

<https://web.stanford.edu/group/iriss/cgi-bin/anesrake/resources/RakingDescription.pdf>

* Targets come from the 2010 Census and 2017 American Community Survey

Highlights

Bloomington residents continue to enjoy a high quality of life.

Roughly 9 in 10 residents gave positive ratings to Bloomington as a place to live, the overall quality of life in the city, and Bloomington as a place to raise children. A similar proportion would recommend living in Bloomington to someone who asked and planned to remain in the city for the next five years. Three-quarters of survey participants positively rated the overall image or reputation of the city and Bloomington as a place to retire. All of these ratings were similar to the national and peer community benchmark comparisons and also similar to ratings given in 2020.

Mobility ratings in the city continue to shine, with shifting trends in alternative transportation.

At least 8 in 10 survey respondents gave excellent or good reviews to the ease of travel by car in the city, street cleaning (which increased since 2020), and snow removal, while at least 7 in 10 were pleased with traffic flow on major streets, ease of walking, traffic enforcement, street lighting, and sidewalk maintenance. Evaluations for traffic flow, street cleaning, and snow removal were higher than those given in other communities across the nation. Only about half of residents gave favorable marks to the ease of travel by public transportation, which was similar to the national benchmarks but a decline from 2020 to 2021. Residents were also less likely in 2021 than in 2020 to have used public transportation instead of driving, but more likely in 2021 to have walked or biked instead of driving. These shifts in alternate transportation ratings could be due, at least in part, to closures associated with the COVID-19 pandemic.

Safety-related ratings are also strong.

Virtually all residents (96%) reported feeling safe in their neighborhoods during the day and gave favorable reviews to fire services (97%) and ambulance/EMS services (94%). At least 8 in 10 survey respondents reported high levels of satisfaction with police services, animal control (which was higher than the national benchmark), fire prevention and education, and emergency preparedness, and 8 in 10 also gave excellent or good ratings to the overall feeling of safety in the city. Compared to 2020, Bloomington residents in 2021 were less likely to report feeling safe from property crime, but more likely to give positive scores to fire services, fire prevention and education, and emergency preparedness.

Resident sentiment toward diversity and inclusion in the city has improved.

About two-thirds of residents awarded high scores to the sense of community in Bloomington. At least 7 in 10 residents gave positive reviews to the job Bloomington government does at treating all residents fairly and treating all residents with respect, and to the Bloomington community making all residents feel welcome, attracting people from diverse backgrounds (which was above average), valuing/respecting residents from diverse backgrounds, and taking care of vulnerable residents. Further, ratings for the City treating all residents fairly, as well as residents' scores for openness and acceptance of the community toward people of diverse backgrounds, attracting people from diverse backgrounds, and opportunities to volunteer, improved from 2020 to 2021.

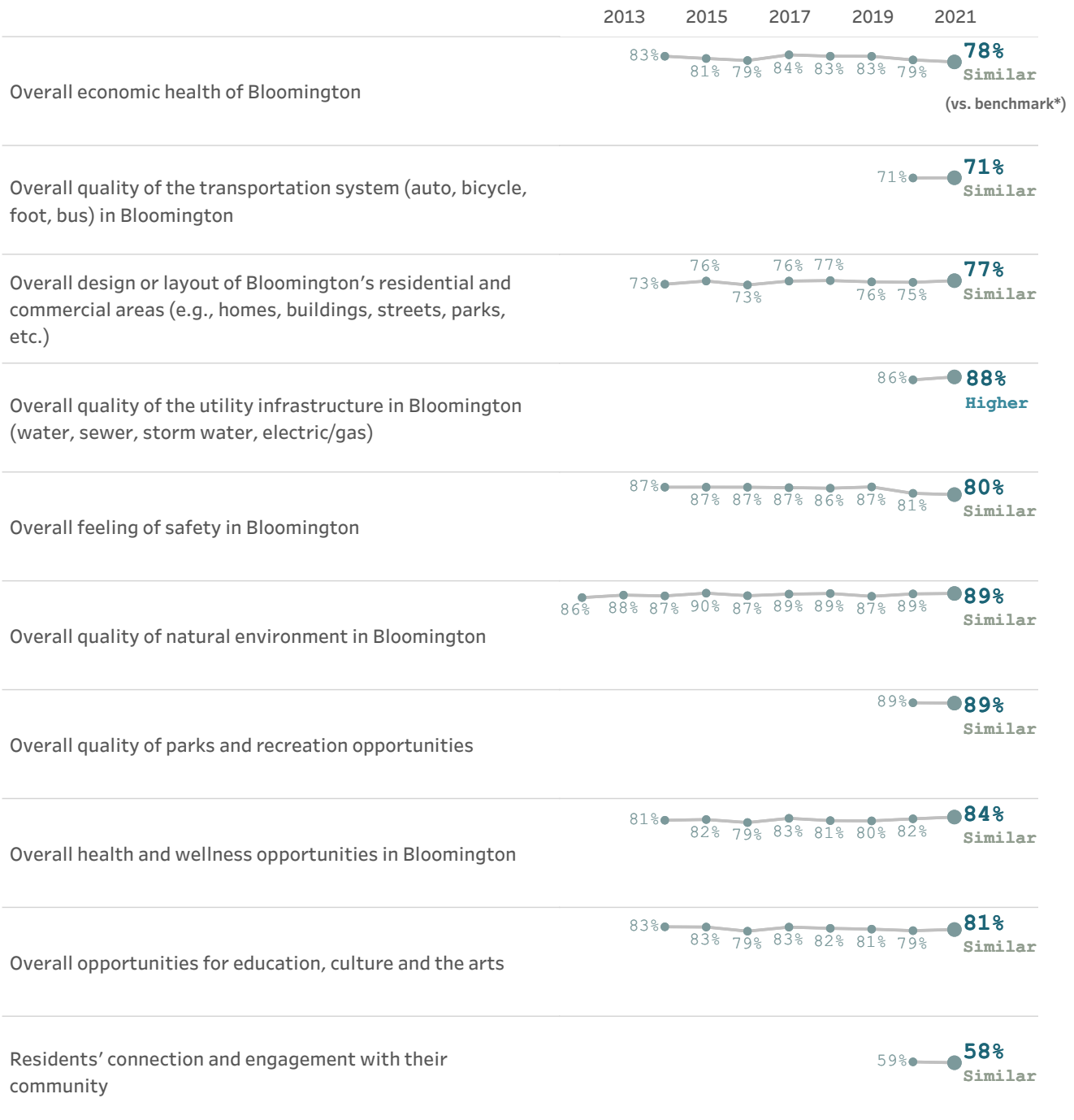
Two questions unique to Bloomington related to various aspects of inclusivity in the city were also included on the 2021 survey. Between 63% and 92% of survey respondents felt that Bloomington was a very or moderately welcoming place for people of different racial and ethnic backgrounds, countries of origin, sexual orientations, or gender identities; residents were least likely to rate the city as welcoming to people who identify as transgender, people who are not U.S. citizens, and people whose first language is not English. When asked to assign a level of priority to various courses of action regarding improving equity and inclusivity, respondents were most likely to rate addressing social, economic, and racial equity differences in the criminal justice system (59%) and in education (58%) as a high priority.

Facets of livability

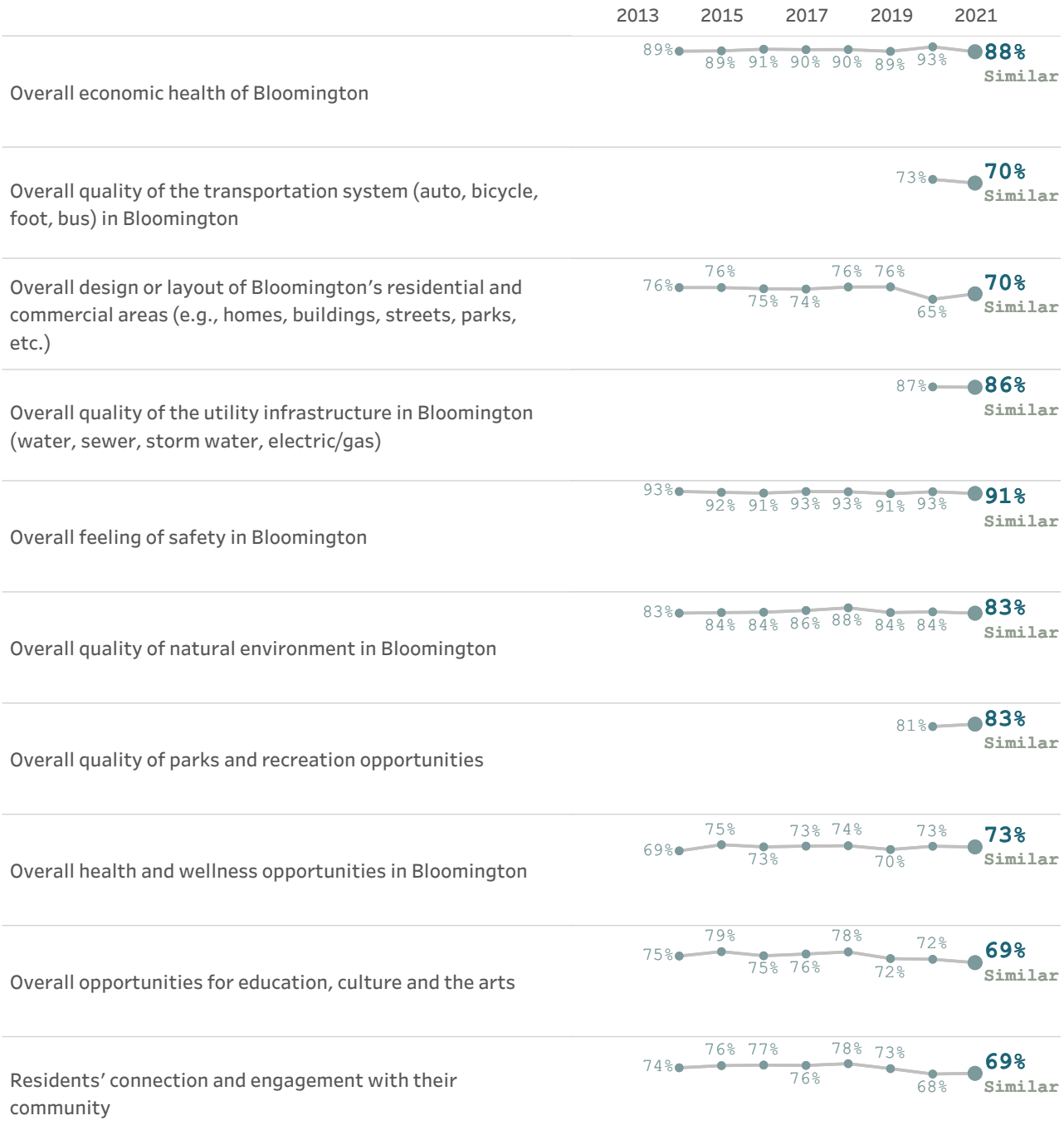
Resident perceptions of quality and importance for each of the facets of community livability provide an overview of community strengths and challenges that are useful for planning, budgeting and performance evaluation.

The charts below show the proportion of residents who rated the community facets positively for quality and the priority (importance) placed on each. Also displayed is whether local ratings were lower, similar, or higher than communities across the country (the national benchmark).

Please rate each of the following characteristics as they relate to Bloomington as a whole.
(% excellent or good)



Please rate how important, if at all, you think it is for the Bloomington community to focus on each of the following in the coming two years.
 (% essential or very important)



Note: Prior to 2020, "Overall quality of the transportation system" was "Overall ease of getting to the places you usually have to visit". Due to the changes in question wording, comparisons to past years are not made.

* Comparison to the national benchmark is shown. If no comparison is available, this is left blank.

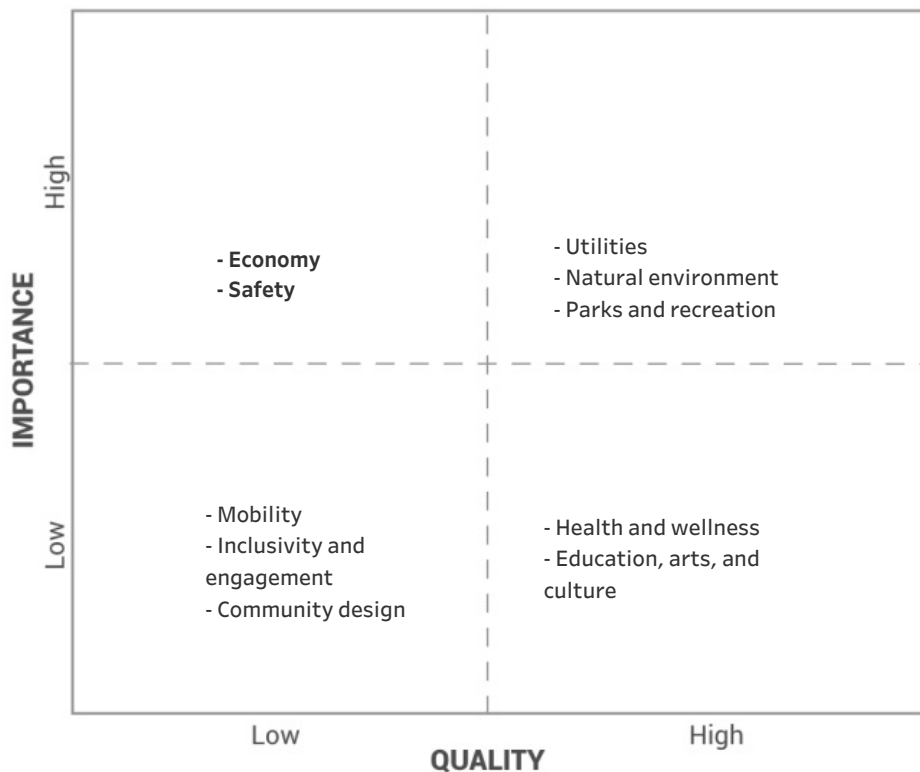
Balancing performance and importance

Every jurisdiction must balance limited resources while meeting resident needs and striving to optimize community livability. To this end, it is helpful to know what aspects of the community are most important to residents and which they perceive as being of higher or lower quality. It is especially helpful to know when a facet of livability is considered of high importance but rated as lower quality, as this should be a top priority to address.

To help guide City staff and officials with decisions on future resource allocation, resident ratings of the importance of services were compared to their ratings of the quality of these services. To identify the services perceived by residents to have relatively lower quality at the same time as relatively higher importance, all services were ranked from highest perceived quality to lowest perceived quality and from highest perceived importance to lowest perceived importance. Some services were in the top half of both lists (higher quality and higher importance); some were in the top half of one list but the bottom half of the other (higher quality and lower importance or lower quality and higher importance); and some services were in the bottom half of both lists.

Services receiving quality ratings of excellent or good by 80% or more of respondents were considered of “higher quality” and those with ratings lower than 80% were considered to be of “lower quality.” Services were classified as “more important” if they were rated as essential or very important by 78% or more of respondents. Services were rated as “less important” if they received a rating of less than 78%. This classification uses the median ratings for quality and importance to divide the services in half.

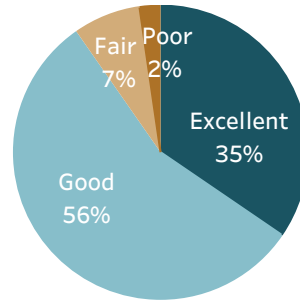
The quadrants in the figure below show which community facets were given higher or lower importance ratings (up-down) and which had higher or lower quality ratings (right-left). Services categorized as higher in importance and lower in quality may warrant further investigation to see if changes to their delivery are necessary.



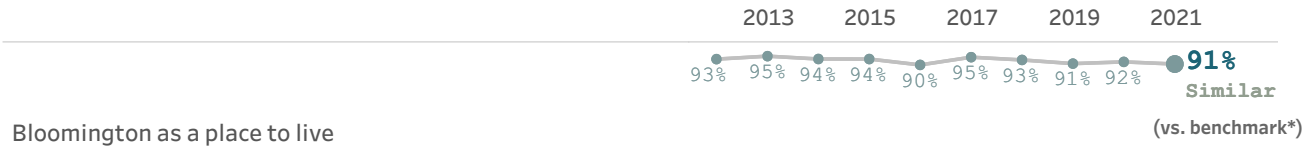
Quality of life

Measuring community livability starts with assessing the quality of life of those who live there, and ensuring that the community is attractive, accessible, and welcoming to all.

The overall quality of life in Bloomington, 2021



Please rate each of the following aspects of quality of life in Bloomington.
(% excellent or good)



Bloomington as a place to live



The overall quality of life in Bloomington

Please indicate how likely or unlikely you are to do each of the following.
(% very or somewhat likely)



Recommend living in Bloomington to someone who asks



Remain in Bloomington for the next five years

Please rate each of the following characteristics as they relate to Bloomington as a whole.
(% excellent or good)



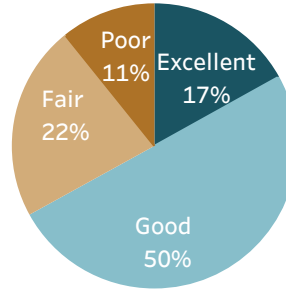
Overall image or reputation of Bloomington

* Comparison to the national benchmark is shown. If no comparison is available, this is left blank.



Governance

Strong local governments produce results that meet the needs of residents while making the best use of available resources, and are responsive to the present and future needs of the community as a whole.


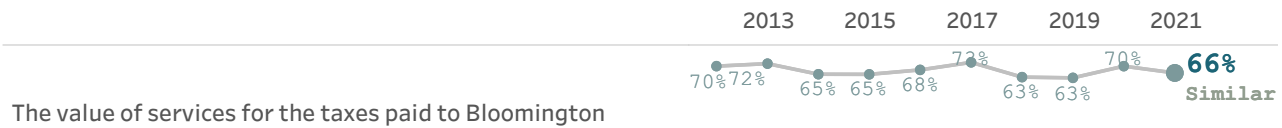
Overall confidence in
Bloomington government, 2021




Please rate the quality of each of the following services in Bloomington.
(% excellent or good)



Please rate the following categories of Bloomington government performance.
(% excellent or good)





**Overall, how would you rate the quality of the services provided by each of the following?
(% excellent or good)**

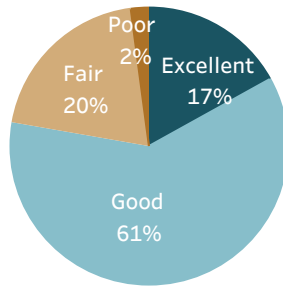


* Comparison to the national benchmark is shown. If no comparison is available, this is left blank.

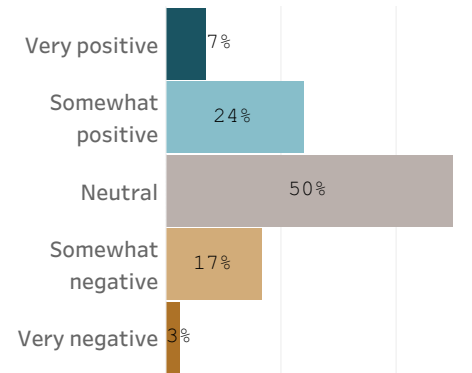
Economy

Local governments work together with private and nonprofit businesses, and with the community at large, to foster sustainable growth, create jobs, and promote a thriving local economy.


Overall economic health of Bloomington, 2021




What impact, if any, do you think the economy will have on your family income in the next 6 months? Do you think the impact will be:



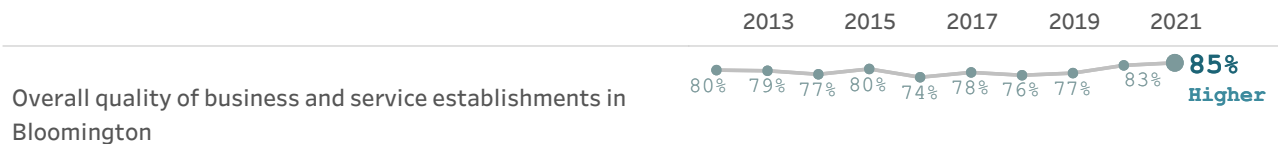
Please rate each of the following characteristics as they relate to Bloomington as a whole. (% excellent or good)



Please rate each of the following aspects of quality of life in Bloomington. (% excellent or good)



Please rate each of the following characteristics as they relate to Bloomington as a whole. (% excellent or good)



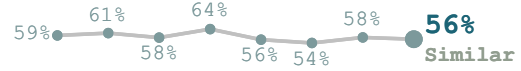
Employment opportunities



Shopping opportunities

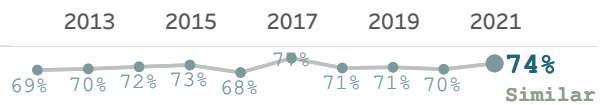


Cost of living in Bloomington



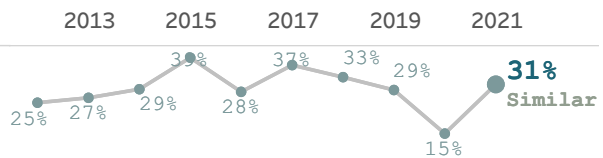
Please rate the quality of each of the following services in Bloomington.
(% excellent or good)

Economic development



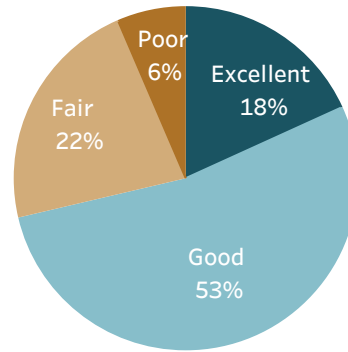
What impact, if any, do you think the economy will have on your family income in the next 6 months? Do you think the impact will be:
(% very or somewhat positive)

What impact, if any, do you think the economy will have on your family income in the next 6 months? Do you think the impact will be:



* Comparison to the national benchmark is shown. If no comparison is available, this is left blank.

Overall quality of the transportation system in Bloomington, 2021

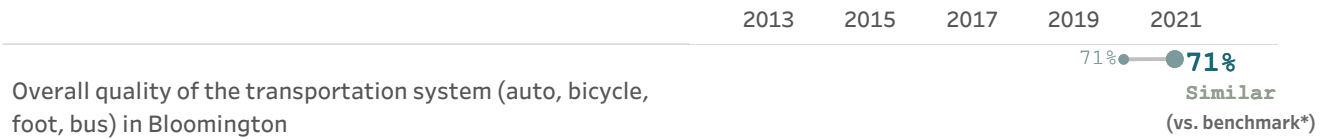


Mobility

The ease with which residents can move about their communities, whether for commuting, leisure, or recreation, plays a major role in the quality of life for all who live, work, and play in the community.

Please rate each of the following characteristics as they relate to Bloomington as a whole.

(% excellent or good)



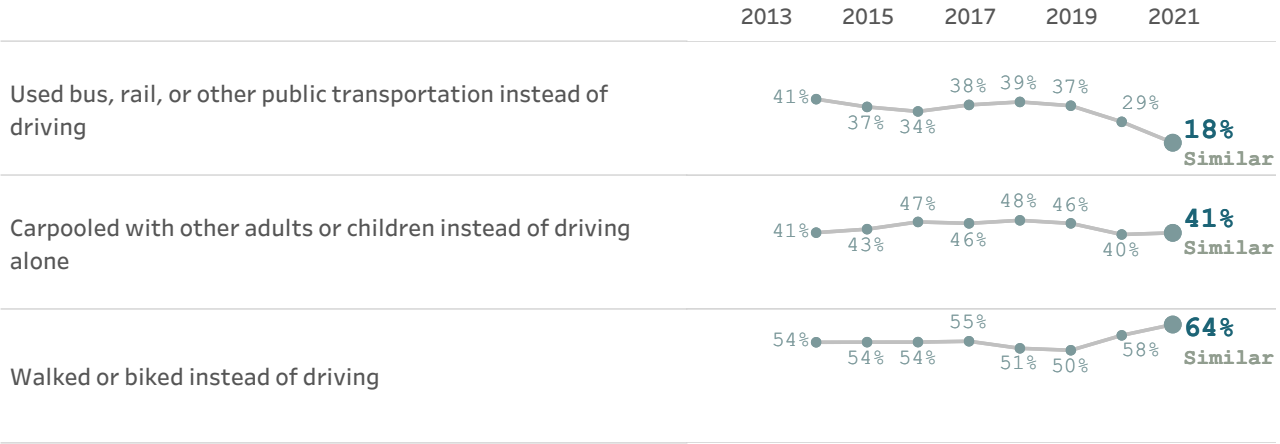
Please rate each of the following characteristics as they relate to Bloomington as a whole.

(% excellent or good)



Please indicate whether or not you have done each of the following in the last 12 months.

(% yes)



Please rate the quality of each of the following services in Bloomington.

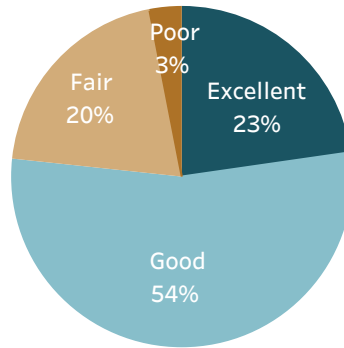
(% excellent or good)



Note: Prior to 2020, "Overall quality of the transportation system" was "Overall ease of getting to the places you usually have to visit". Due to the changes in question wording, comparisons to past years are not made.

* Comparison to the national benchmark is shown. If no comparison is available, this is left blank.

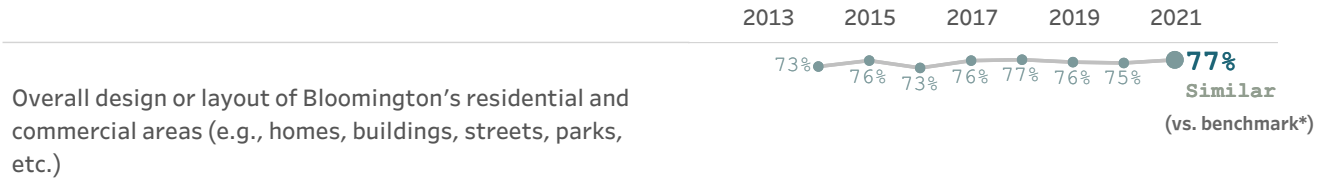
Overall design or layout of
Bloomington's residential and
commercial areas, 2021



Community design

A well-designed community enhances the quality of life for its residents by encouraging smart land use and zoning, ensuring that affordable housing is accessible to all, and providing access to parks and other green spaces.

Please rate each of the following characteristics as they relate to Bloomington as a whole.
(% excellent or good)




Overall design or layout of Bloomington's residential and commercial areas (e.g., homes, buildings, streets, parks, etc.)

Please rate each of the following aspects of quality of life in Bloomington.
(% excellent or good)




Your neighborhood as a place to live

Please rate each of the following characteristics as they relate to Bloomington as a whole.
(% excellent or good)




Well-planned residential growth



Well-planned commercial growth



Well-designed neighborhoods

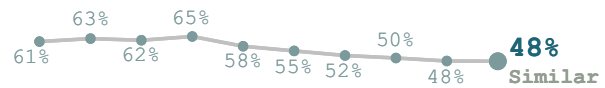


Public places where people want to spend time

Variety of housing options



Availability of affordable quality housing



Overall quality of new development in Bloomington



Overall appearance of Bloomington



Please rate the quality of each of the following services in Bloomington.
(% excellent or good)



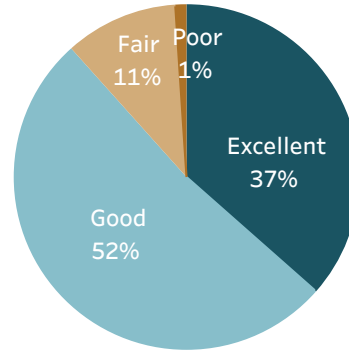
Land use, planning and zoning



Code enforcement (weeds, abandoned buildings, etc.)

* Comparison to the national benchmark is shown. If no comparison is available, this is left blank.

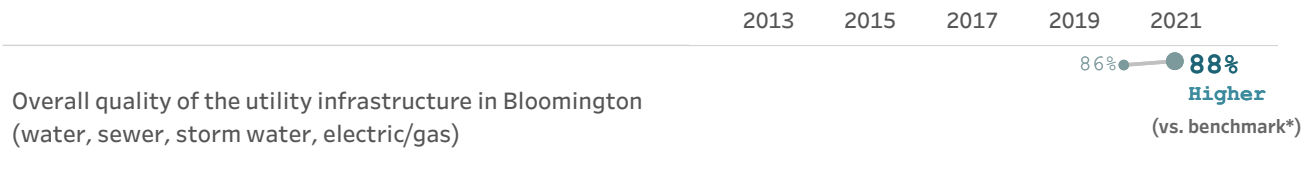
Overall quality of the utility infrastructure in Bloomington, 2021



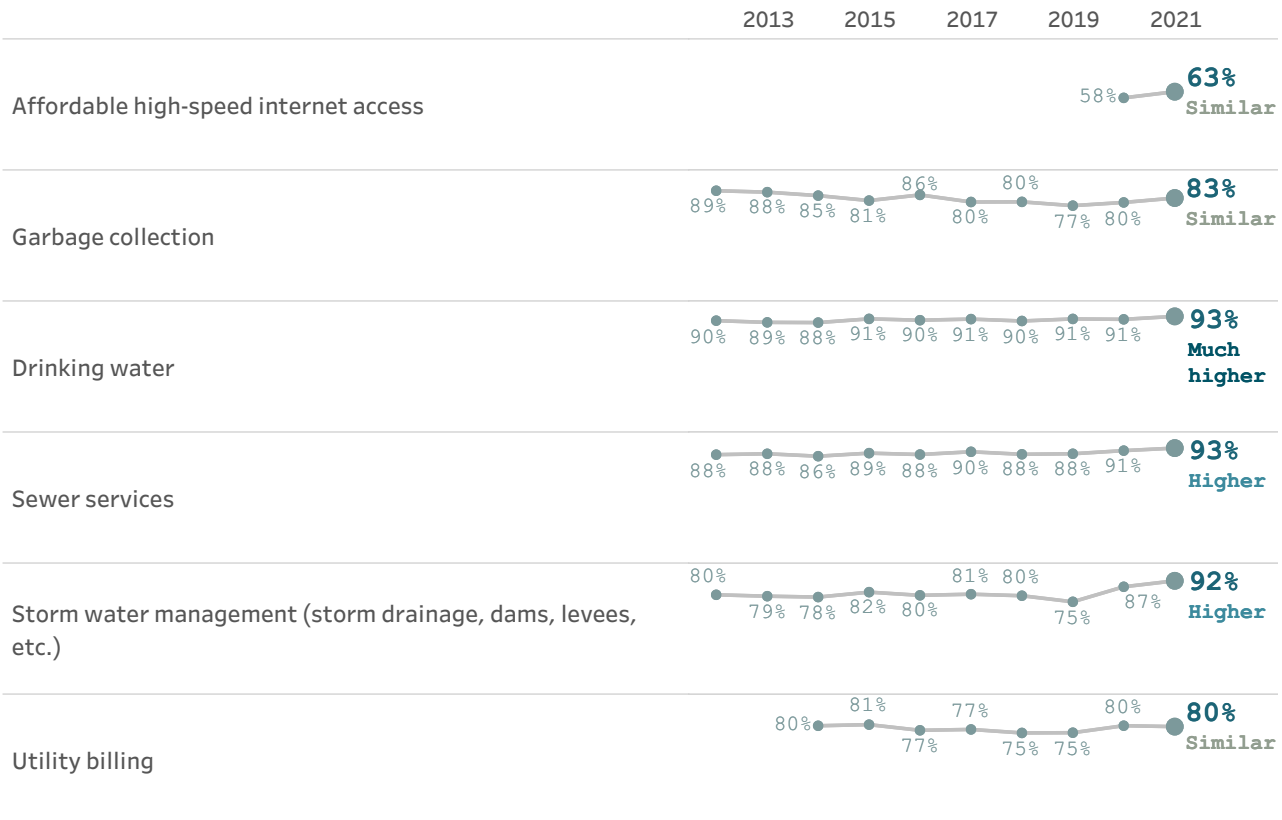
Utilities

Services such as water, gas, electricity, and internet access play a vital role in ensuring the physical and economic health and well-being of the communities they serve.

Please rate each of the following characteristics as they relate to Bloomington as a whole. (% excellent or good)



Please rate the quality of each of the following services in Bloomington. (% excellent or good)

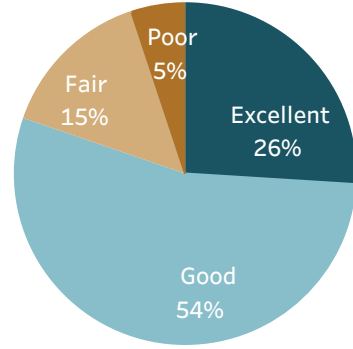


* Comparison to the national benchmark is shown. If no comparison is available, this is left blank.


Safety

Public safety is often the most important task facing local governments. All residents should feel safe and secure in their neighborhoods and in the greater community, and providing robust safety-related services is essential to residents' quality of life.


Overall feeling of safety in Bloomington, 2021



Please rate each of the following characteristics as they relate to Bloomington as a whole. (% very or somewhat safe)



Please rate how safe or unsafe you feel: (% very or somewhat safe)



In your neighborhood during the day



In Bloomington's commercial areas during the day



From property crime

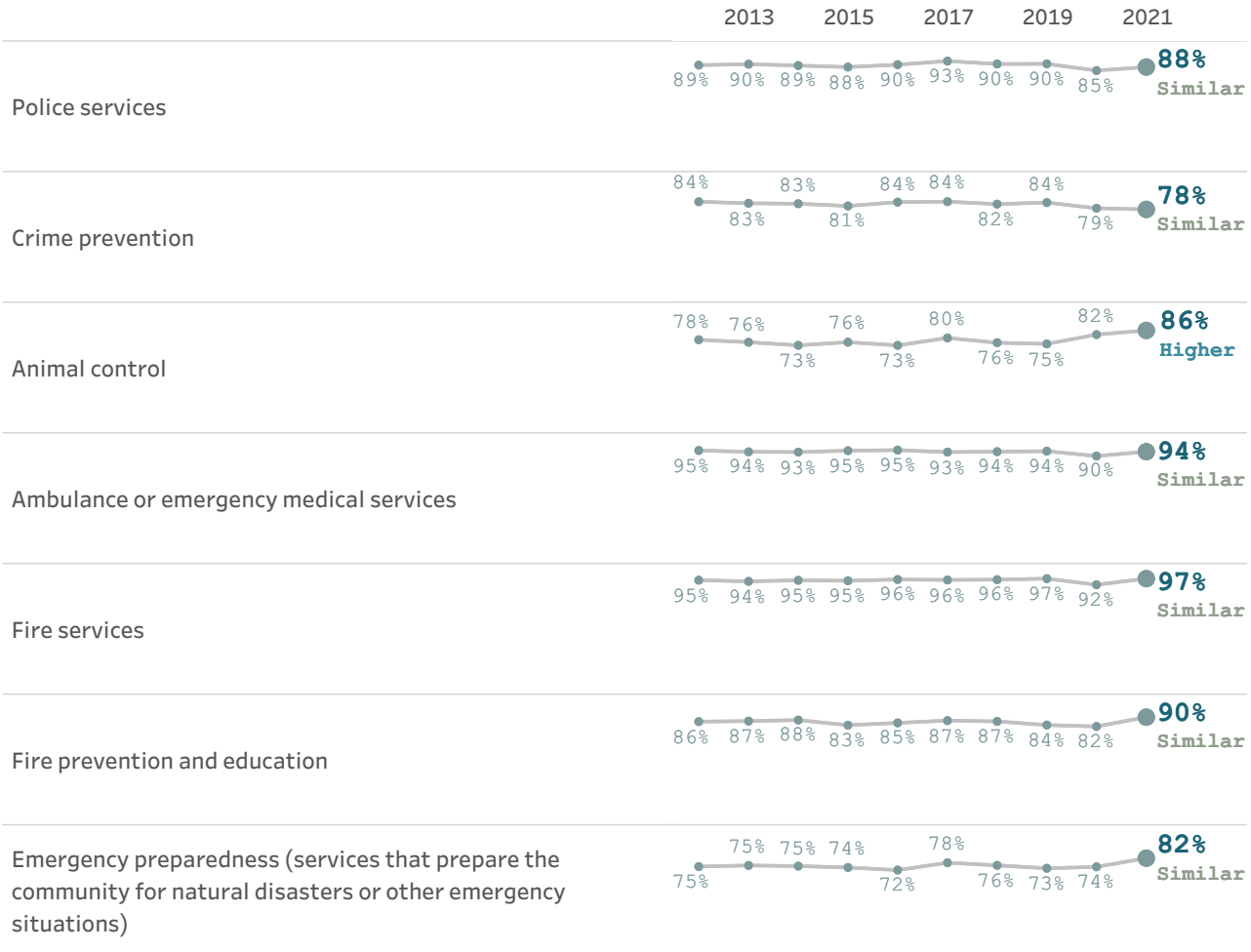


From violent crime



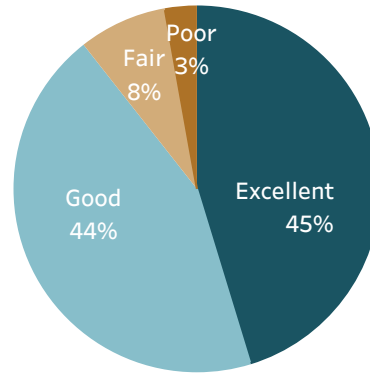
From fire, flood or other natural disaster

Please rate the quality of each of the following services in Bloomington.
 (% excellent or good)



* Comparison to the national benchmark is shown. If no comparison is available, this is left blank.

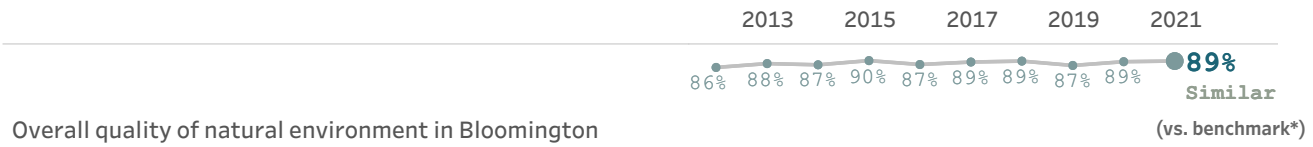
Overall quality of natural environment in Bloomington, 2021



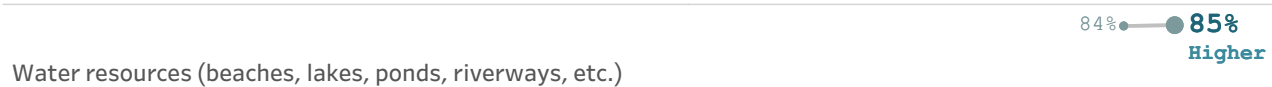
Natural environment

The natural environment plays a vital role in the health and well-being of residents. The natural spaces in which residents live and experience their communities has a direct and profound effect on quality of life.

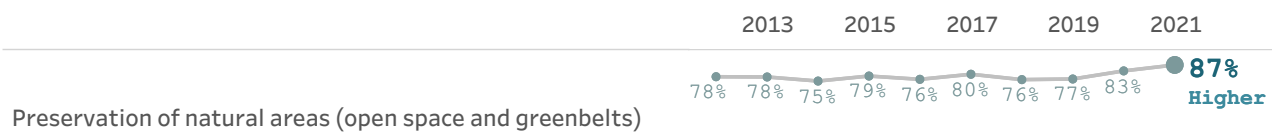
Please rate each of the following characteristics as they relate to Bloomington as a whole.
(% excellent or good)

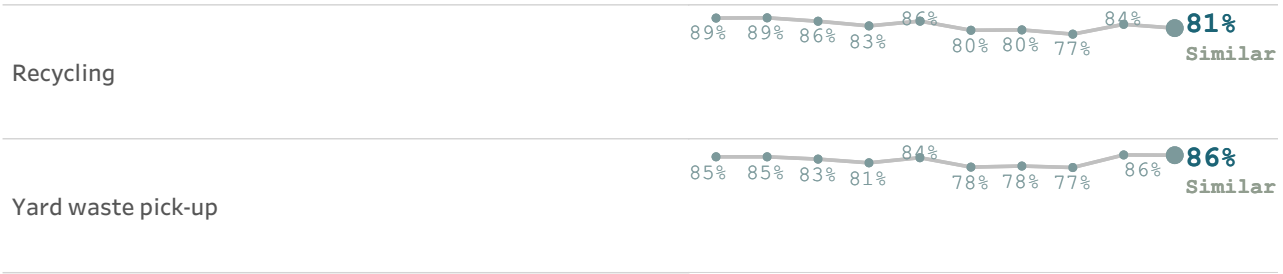


Please rate each of the following characteristics as they relate to Bloomington as a whole.
(% excellent or good)



Please rate the quality of each of the following services in Bloomington.
(% excellent or good)





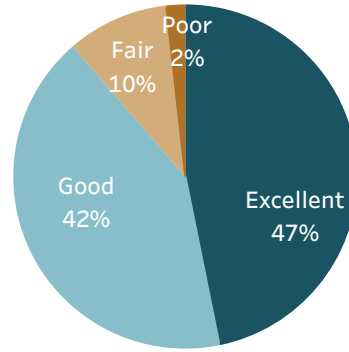
* Comparison to the national benchmark is shown. If no comparison is available, this is left blank.

Overall quality of parks and recreation opportunities, 2021

Parks and recreation


“There are no communities that pride themselves on their quality of life, promote themselves as a desirable location for businesses to relocate, or maintain that they are environmental stewards of their natural resources, without such communities having a robust, active system of parks and recreation programs for public use and enjoyment.”

- National Recreation and Park Association




Please rate each of the following characteristics as they relate to Bloomington as a whole.

(% excellent or good)



Please rate each of the following characteristics as they relate to Bloomington as a whole.

(% excellent or good)



Fitness opportunities (including exercise classes and paths or trails, etc.)

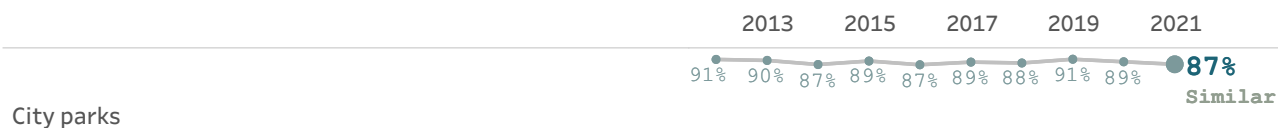


Recreational opportunities



Please rate the quality of each of the following services in Bloomington.

(% excellent or good)



Recreation programs or classes



Recreation centers or facilities

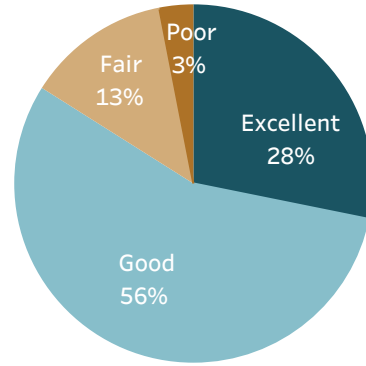


* Comparison to the national benchmark is shown. If no comparison is available, this is left blank.

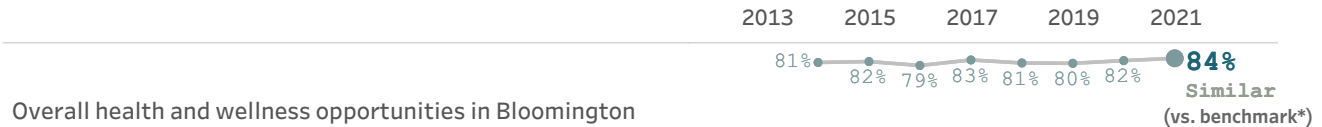
Overall health and wellness opportunities in Bloomington, 2021

Health and wellness


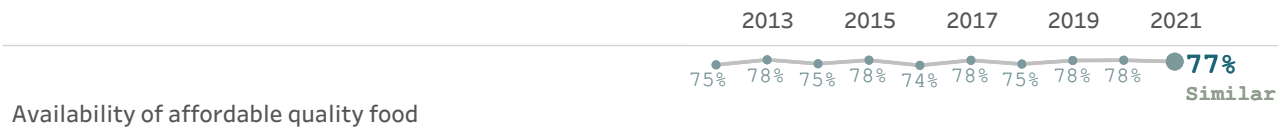
The characteristics of and amenities available in the communities in which people live has a direct impact on the health and wellness of residents, and thus, on their quality of life overall.



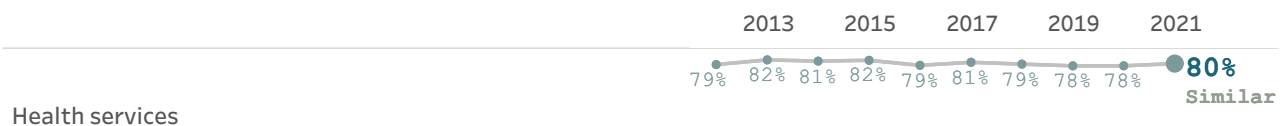
Please rate each of the following characteristics as they relate to Bloomington as a whole. (% excellent or good)



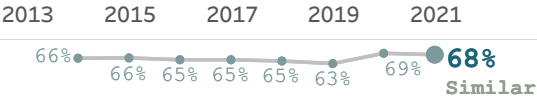
Please rate each of the following characteristics as they relate to Bloomington as a whole. (% excellent or good)



Please rate the quality of each of the following services in Bloomington. (% excellent or good)



Would you say that in general your health is:
(% excellent or very good)



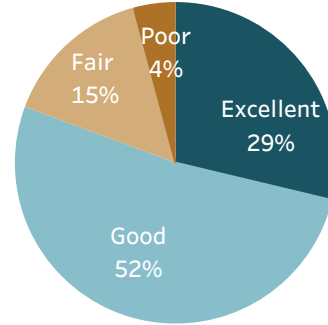
Would you say that in general your health is:

* Comparison to the national benchmark is shown. If no comparison is available, this is left blank.

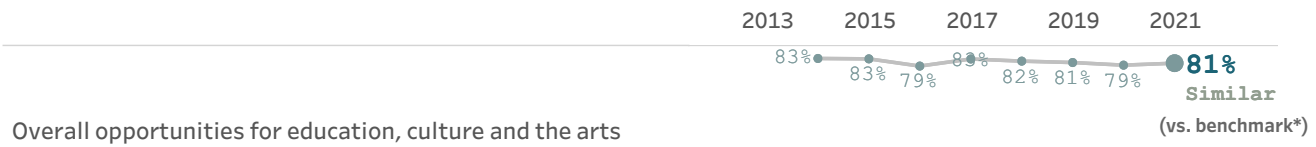
Education, arts, and culture

Participation in the arts, in educational opportunities, and in cultural activities is linked to increased civic engagement, greater social tolerance, and enhanced enjoyment of the local community.

Overall opportunities for education, culture and the arts, 2021



Please rate each of the following characteristics as they relate to Bloomington as a whole. (% excellent or good)



Please rate each of the following characteristics as they relate to Bloomington as a whole. (% excellent or good)

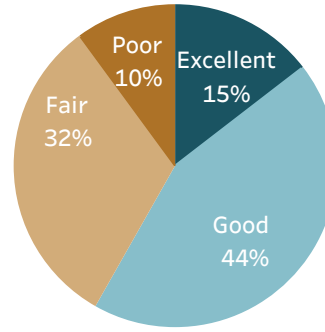


* Comparison to the national benchmark is shown. If no comparison is available, this is left blank.


Residents' connection and engagement with their community, 2021

Inclusivity and engagement

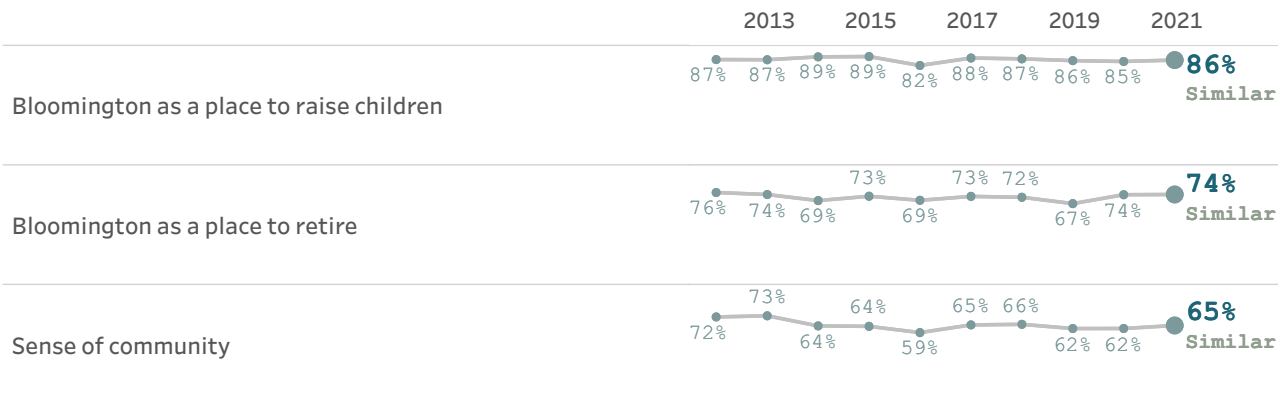
Inclusivity refers to a cultural and environmental feeling of belonging; residents who feel invited to participate within their communities feel more included, involved, and engaged than those who do not.



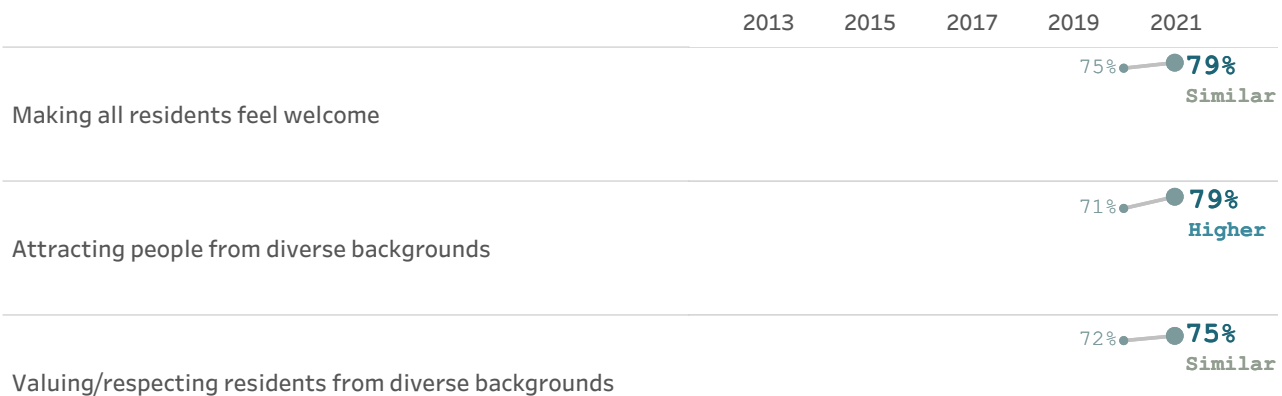
Please rate each of the following characteristics as they relate to Bloomington as a whole. (% excellent or good)



Please rate each of the following aspects of quality of life in Bloomington. (% excellent or good)



Please rate the job you feel the Bloomington community does at each of the following. (% excellent or good)



Taking care of vulnerable residents (elderly, disabled, homeless, etc.)




Please rate each of the following characteristics as they relate to Bloomington as a whole. (% excellent or good)

2013 2015 2017 2019 2021

Sense of civic/community pride



Neighborliness of residents in Bloomington



Opportunities to participate in social events and activities



Opportunities to volunteer



Opportunities to participate in community matters



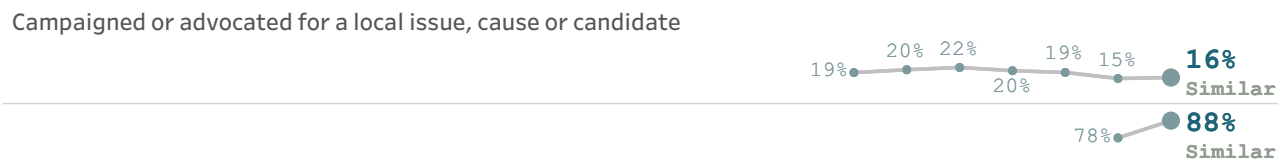
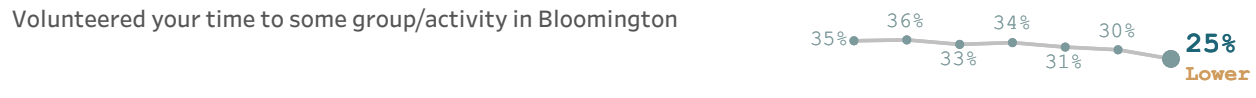

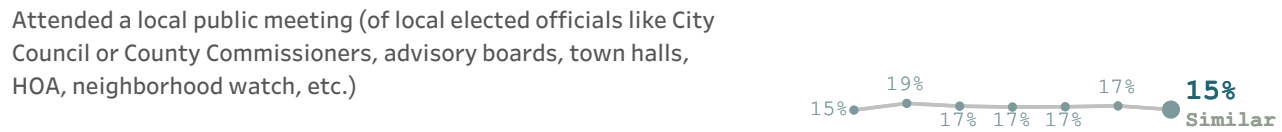
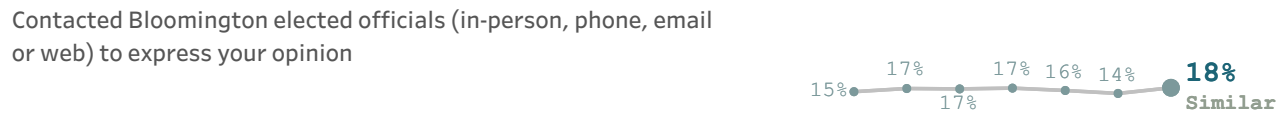
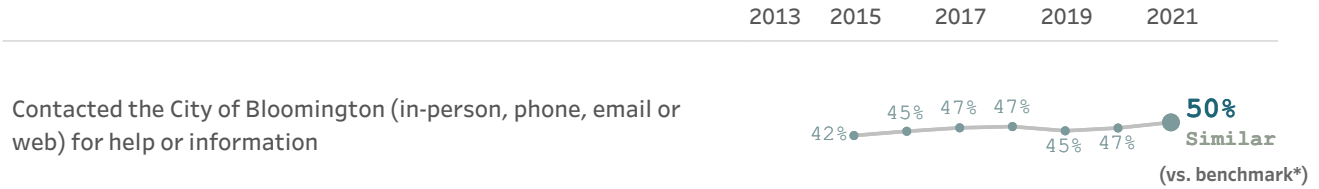
Openness and acceptance of the community toward people of diverse backgrounds



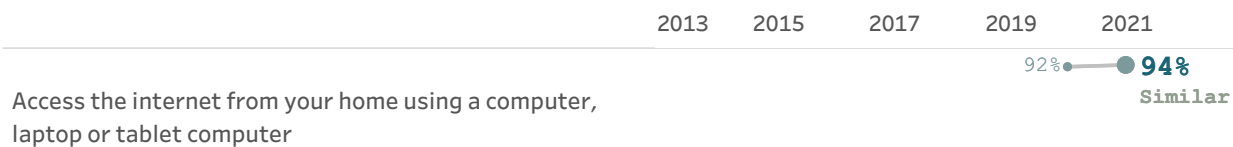
* Comparison to the national benchmark is shown. If no comparison is available, this is left blank.

Residents' participation levels

Please indicate whether or not you have done each of the following in the last 12 months.
(% yes)



In general, how many times do you:
(% a few times a week or more)



Visit social media sites such as Facebook, Twitter, Nextdoor, etc.



Use or check email



Share your opinions online



Shop online

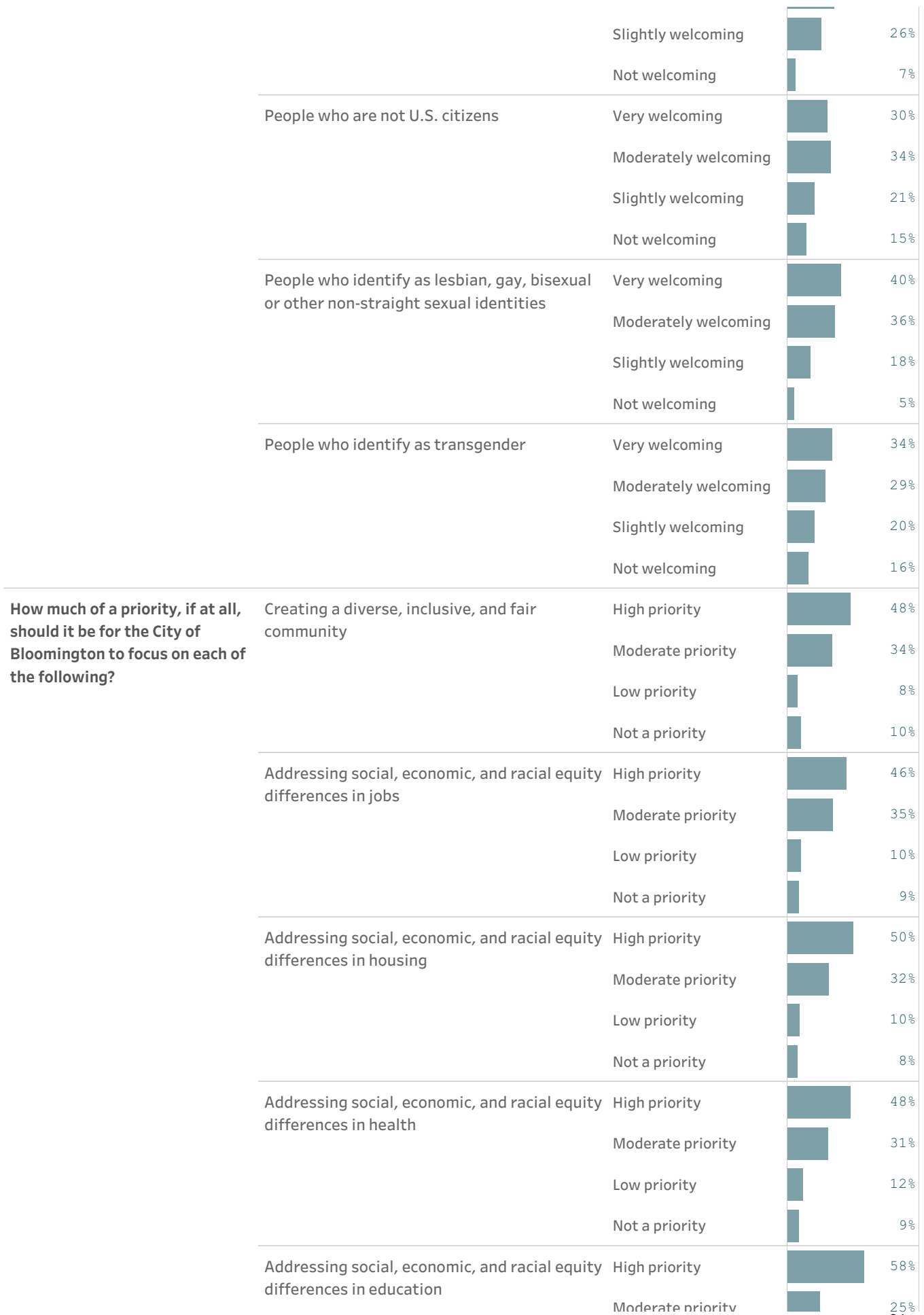


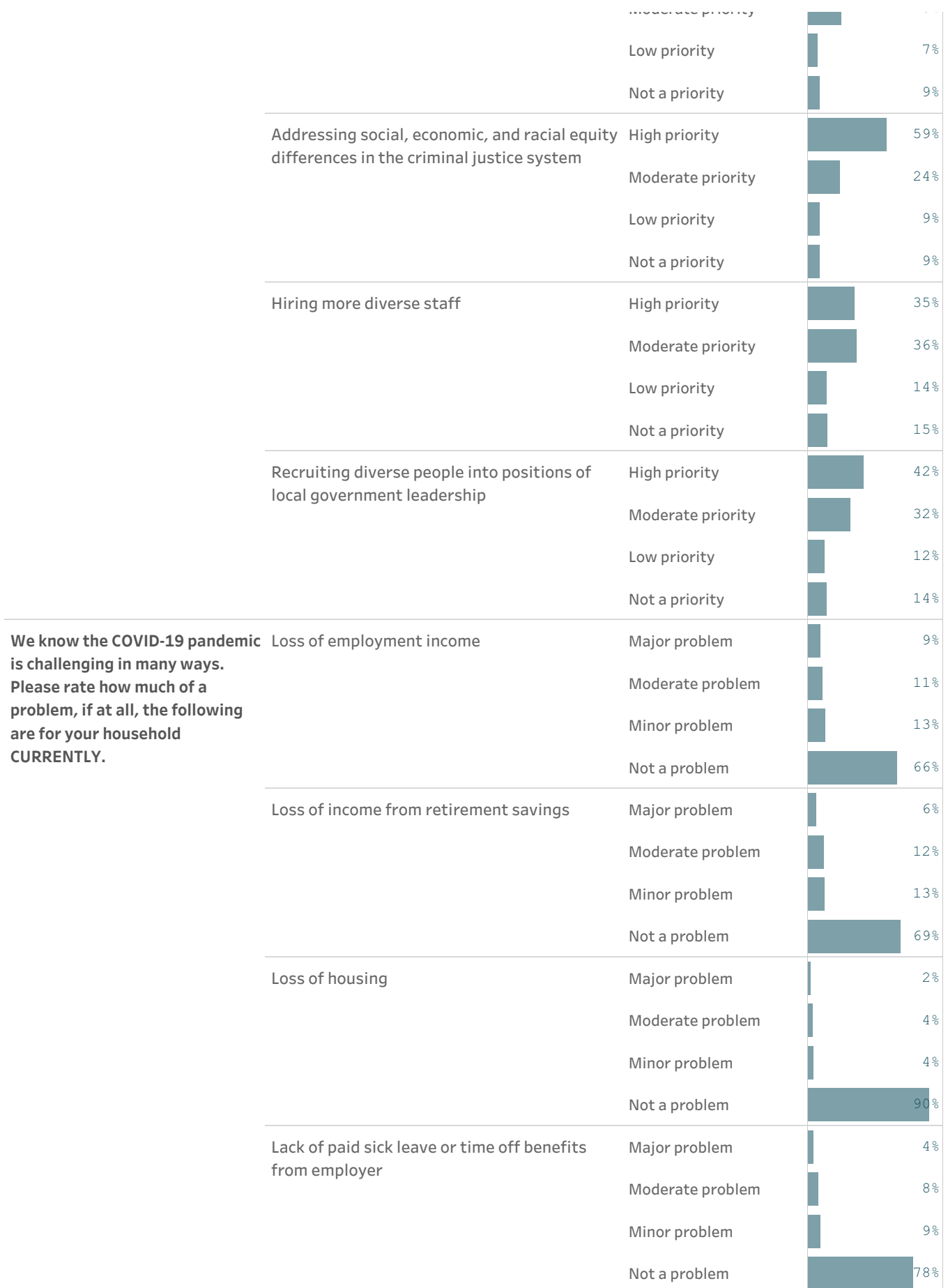
* Comparison to the national benchmark is shown. If no comparison is available, this is left blank.

Custom questions

Below are the complete set of responses to each custom question on the survey. By default, "don't know" responses are excluded, but may be added to the table using the response filter below.

		Include "don't know"	
		No	
How welcoming, if at all, do you think your community is for:	People who are Arabic or Middle Eastern	Very welcoming	33%
		Moderately welcoming	36%
		Slightly welcoming	25%
		Not welcoming	6%
	People who are Asian, Asian Indian or Pacific Islander	Very welcoming	38%
		Moderately welcoming	42%
		Slightly welcoming	15%
		Not welcoming	5%
	People who are Black or African American	Very welcoming	39%
		Moderately welcoming	37%
		Slightly welcoming	18%
		Not welcoming	6%
	People who are Hispanic or Latino	Very welcoming	40%
		Moderately welcoming	40%
		Slightly welcoming	17%
		Not welcoming	3%
	People who are American Indian or Alaskan Native	Very welcoming	39%
		Moderately welcoming	39%
		Slightly welcoming	17%
		Not welcoming	5%
	People who are White	Very welcoming	74%
		Moderately welcoming	18%
		Slightly welcoming	5%
		Not welcoming	2%
	People whose first language is not English	Very welcoming	31%
		Moderately welcoming	36%





National benchmark tables

This table contains the comparisons of Bloomington’s results to those from other communities. The first column shows the comparison of Bloomington’s rating to the benchmark. Bloomington’s results are noted as being “higher”, “lower” or “similar” to the benchmark, meaning that the average rating given by Bloomington residents is statistically similar to or different than the benchmark. The second column is Bloomington’s “percent positive.” Most commonly, the percent positive is the combination of the top two most positive response options (i.e., excellent/good). The third column is the rank assigned to Bloomington’s rating among communities where a similar question was asked. The fourth column is the number of communities that asked a similar question. The fifth column shows the percentile for Bloomington’s result -- that is what percent of surveyed communities had a lower rating than Bloomington.

			% positive	Rank	Number of communities	Percentile
Please rate each of the following aspects of quality of life in Bloomington.	Bloomington as a place to live	Similar	91%	157	364	57
	Your neighborhood as a place to live	Similar	88%	120	305	60
	Bloomington as a place to raise children	Similar	86%	150	364	59
	Bloomington as a place to work	Higher	82%	63	349	82
	Bloomington as a place to visit	Similar	77%	83	293	72
	Bloomington as a place to retire	Similar	74%	112	351	68
	The overall quality of life in Bloomington	Similar	90%	135	401	66
	Sense of community	Similar	65%	160	304	47
Please rate each of the following characteristics as they relate to Bloomington as a whole.	Overall economic health of Bloomington	Similar	78%	100	278	64
	Overall quality of the transportation system (auto, bicycle, foot, bus) in Bloomington	Similar	71%	17	75	78
	Overall design or layout of Bloomington’s residential and commercial areas (e.g., homes, buildings, streets, parks, etc.)	Similar	77%	46	273	83
	Overall quality of the utility infrastructure in Bloomington (water, sewer, storm water, electric/gas)	Higher	88%	5	75	94
	Overall feeling of safety in Bloomington	Similar	80%	221	347	36
	Overall quality of natural environment in Bloomington	Similar	89%	55	283	80
	Overall quality of parks and recreation opportunities	Similar	89%	17	76	78
	Overall health and wellness opportunities in Bloomington	Similar	84%	69	274	75
	Overall opportunities for education, culture and the arts	Similar	81%	70	274	74
	Residents’ connection and engagement with their community	Similar	58%	42	76	46

Please indicate how likely or unlikely you are to do each of the following.	Recommend living in Bloomington to someone who asks	Similar	90%	118	289	59
	Remain in Bloomington for the next five years	Similar	87%	88	283	69
Please rate how safe or unsafe you feel:	In your neighborhood during the day	Similar	96%	136	332	59
	In Bloomington's commercial areas during the day	Similar	88%	199	311	36
	From property crime	Similar	75%	58	86	33
	From violent crime	Similar	84%	56	86	34
	From fire, flood or other natural disaster	Similar	92%	9	75	89
Please rate the job you feel the Bloomington community does at each of the following.	Making all residents feel welcome	Similar	79%	30	78	62
	Attracting people from diverse backgrounds	Higher	79%	7	77	92
	Valuing/respecting residents from diverse backgrounds	Similar	75%	17	76	78
	Taking care of vulnerable residents (elderly, disabled, homeless, etc.)	Similar	72%	14	76	82
Please rate each of the following characteristics as they relate to Bloomington as a whole.	Overall quality of business and service establishments in Bloomington	Higher	85%	35	280	87
	Variety of business and service establishments in Bloomington	Higher	76%	14	75	82
	Vibrancy of shopping areas	Similar	64%	78	258	70
	Employment opportunities	Higher	75%	13	306	96
	Shopping opportunities	Higher	77%	36	293	88
	Cost of living in Bloomington	Similar	56%	53	275	81
	Overall image or reputation of Bloomington	Similar	75%	175	341	48
Please rate each of the following characteristics as they relate to Bloomington as a whole.	Traffic flow on major streets	Higher	73%	36	319	89
	Ease of travel by car in Bloomington	Similar	84%	57	306	81
	Ease of travel by public transportation in Bloomington	Similar	50%	71	251	72
	Ease of travel by bicycle in Bloomington	Similar	63%	99	307	68
	Ease of walking in Bloomington	Similar	74%	113	307	63
	Well-planned residential growth	Similar	63%	24	77	70
	Well-planned commercial growth	Similar	63%	17	77	79

Please rate each of the following characteristics as they relate to Bloomington as a whole.

Well-designed neighborhoods	Similar	72%	23	77	71
Public places where people want to spend time	Similar	74%	97	267	64
Variety of housing options	Higher	68%	43	284	85
Availability of affordable quality housing	Similar	48%	101	302	66
Overall quality of new development in Bloomington	Similar	64%	82	293	72
Overall appearance of Bloomington	Similar	74%	185	335	45
Cleanliness of Bloomington	Similar	83%	121	307	60
Water resources (beaches, lakes, ponds, riverways, etc.)	Higher	85%	11	71	85
Air quality	Similar	89%	69	261	73
Availability of paths and walking trails	Higher	87%	34	304	89
Fitness opportunities (including exercise classes and paths or trails, etc.)	Higher	85%	44	263	83
Recreational opportunities	Similar	81%	61	292	79
Availability of affordable quality food	Similar	77%	40	259	84
Availability of affordable quality health care	Similar	75%	56	273	79
Availability of preventive health services	Similar	77%	55	254	78
Availability of affordable quality mental health care	Similar	58%	48	250	81
Opportunities to attend cultural/arts/music activities	Similar	66%	105	292	64
Community support for the arts	Similar	68%	20	75	74
Availability of affordable quality childcare/preschool	Similar	61%	82	269	69
K-12 education	Similar	74%	143	270	47
Adult educational opportunities	Higher	78%	33	258	87
Sense of civic/community pride	Similar	65%	38	75	50
Neighborliness of residents in Bloomington	Similar	69%	98	269	63
Opportunities to participate in social events and activities	Similar	63%	125	275	54
Opportunities to attend special events and festivals	Similar	63%	165	281	41

Please rate each of the following characteristics as they relate to Bloomington as a whole.	Opportunities to volunteer	Similar	78%	69	273	75
	Opportunities to participate in community matters	Similar	67%	111	278	60
	Openness and acceptance of the community toward people of diverse backgrounds	Similar	68%	89	299	70
Please indicate whether or not you have done each of the following in the last 12 months.	Contacted the City of Bloomington (in-person, phone, email or web) for help or information	Similar	50%	97	328	70
	Contacted Bloomington elected officials (in-person, phone, email or web) to express your opinion	Similar	18%	115	267	57
	Attended a local public meeting (of local elected officials like City Council or County Commissioners, advisory boards, town halls, HO..	Similar	15%	221	270	18
	Watched (online or on television) a local public meeting	Similar	28%	64	245	74
	Volunteered your time to some group/activity in Bloomington	Lower	25%	234	274	14
	Campaigned or advocated for a local issue, cause or candidate	Similar	16%	201	256	21
	Voted in your most recent local election	Similar	88%	15	78	82
	Used bus, rail, or other public transportation instead of driving	Similar	18%	102	232	56
	Carpooled with other adults or children instead of driving alone	Similar	41%	129	261	50
	Walked or biked instead of driving	Similar	64%	86	267	68
	Please rate the quality of each of the following services in Bloomington.	Public information services	Similar	80%	51	283
Economic development		Similar	74%	54	284	81
Traffic enforcement		Similar	73%	106	344	69
Traffic signal timing		Similar	63%	46	271	83
Street repair		Similar	58%	93	332	72
Street cleaning		Higher	86%	17	294	94
Street lighting		Similar	74%	72	324	78
Snow removal		Higher	85%	12	256	95
Sidewalk maintenance		Similar	71%	60	296	80
Bus or transit services		Similar	64%	74	244	70
Land use, planning and zoning		Higher	65%	22	295	92
Code enforcement (weeds, abandoned buildings, etc.)	Similar	61%	71	348	79	

Please rate the quality of each of the following services in Bloomington.	Affordable high-speed internet access	Similar	63%	20	73	73
	Garbage collection	Similar	83%	152	323	53
	Drinking water	Much higher	93%	2	292	99
	Sewer services	Higher	93%	6	295	98
	Storm water management (storm drainage, dams, levees, etc.)	Higher	92%	5	320	98
	Utility billing	Similar	80%	34	249	86
	Police services	Similar	88%	100	391	74
	Crime prevention	Similar	78%	132	345	62
	Animal control	Higher	86%	17	309	94
	Ambulance or emergency medical services	Similar	94%	101	312	67
	Fire services	Similar	97%	65	339	81
	Fire prevention and education	Similar	90%	63	283	78
	Emergency preparedness (services that prepare the community for natural disasters or other emergency situations)	Similar	82%	43	283	85
	Preservation of natural areas (open space and greenbelts)	Higher	87%	8	265	97
	Bloomington open space	Higher	80%	20	254	92
	Recycling	Similar	81%	130	329	60
	Yard waste pick-up	Similar	86%	53	269	80
	City parks	Similar	87%	88	305	71
	Recreation programs or classes	Similar	86%	59	302	80
	Recreation centers or facilities	Similar	74%	134	276	51
	Health services	Similar	80%	55	241	77
	Overall customer service by Bloomington employees (police, receptionists, planners, etc.)	Similar	88%	56	359	84
	Please rate the following categories of Bloomington government performance.	The value of services for the taxes paid to Bloomington	Similar	66%	63	365
The overall direction that Bloomington is taking		Similar	67%	103	315	67
The job Bloomington government does at welcoming resident involvement		Similar	64%	57	317	82

Please rate the following categories of Bloomington government performance.	Overall confidence in Bloomington government	Similar	67%	62	277	77
	Generally acting in the best interest of the community	Similar	70%	62	281	78
	Being honest	Similar	68%	72	272	73
	Being open and transparent to the public	Similar	66%	28	78	65
	Informing residents about issues facing the community	Similar	68%	14	83	84
	Treating all residents fairly	Similar	72%	62	278	78
	Treating residents with respect	Similar	74%	32	76	59
Overall, how would you rate the quality of the services provided by each of the following?	The City of Bloomington	Similar	80%	122	369	67
	The Federal Government	Similar	53%	17	261	93
Please rate how important, if at all, you think it is for the Bloomington community to focus on each of the following in the coming two years.	Overall economic health of Bloomington	Similar	88%	161	255	37
	Overall quality of the transportation system (auto, bicycle, foot, bus) in Bloomington	Similar	70%	54	75	29
	Overall design or layout of Bloomington's residential and commercial areas (e.g., homes, buildings, streets, parks, etc.)	Lower	70%	231	255	9
	Overall quality of the utility infrastructure in Bloomington (water, sewer, storm water, electric/gas)	Similar	86%	50	75	34
	Overall feeling of safety in Bloomington	Similar	91%	86	255	66
	Overall quality of natural environment in Bloomington	Similar	83%	113	255	55
	Overall quality of parks and recreation opportunities	Similar	83%	25	75	68
	Overall health and wellness opportunities in Bloomington	Similar	73%	173	255	32
	Overall opportunities for education, culture and the arts	Lower	69%	227	255	11
	Residents' connection and engagement with their community	Lower	69%	225	256	12
In general, how many times do you:	Access the internet from your home using a computer, laptop or tablet computer	Similar	94%	51	75	33
	Access the internet from your cell phone	Similar	88%	66	75	13
	Visit social media sites such as Facebook, Twitter, Nextdoor, etc.	Similar	72%	68	74	9
	Use or check email	Similar	95%	60	75	21
	Share your opinions online	Similar	28%	59	75	22
	Shop online	Lower	45%	65	75	14

	Would you say that in general your health is:	Similar	68%	109	262	58
	What impact, if any, do you think the economy will have on your family income in the next 6 months? Do you think the impact will be:	Similar	31%	120	265	55

Custom benchmark tables

This table contains the comparisons of Bloomington’s results to those from other communities selected by City staff for having characteristics similar to Bloomington. The first column shows the comparison of Bloomington’s rating to the benchmark. Bloomington’s results are noted as being “higher”, “lower” or “similar” to the benchmark, meaning that the average rating given by Bloomington residents is statistically similar to or different than the benchmark. The second column is Bloomington’s “percent positive.” Most commonly, the percent positive is the combination of the top two most positive response options (i.e., excellent/good). The third column is the rank assigned to Bloomington’s rating among communities where a similar question was asked. The fourth column is the number of communities that asked a similar question. The fifth column shows the percentile for Bloomington’s result -- that is what percent of surveyed communities had a lower rating than Bloomington.

			% positive	Rank	Number of communities	Percentile
Please rate each of the following aspects of quality of life in Bloomington.	Bloomington as a place to live	Similar	91%	11	15	33
	Your neighborhood as a place to live	Similar	88%	8	14	50
	Bloomington as a place to raise children	Similar	86%	11	17	41
	Bloomington as a place to work	Similar	82%	8	16	56
	Bloomington as a place to visit	Similar	77%	2	13	92
	Bloomington as a place to retire	Similar	74%	6	17	70
	The overall quality of life in Bloomington	Similar	90%	12	22	47
	Sense of community	Similar	65%	9	14	42
Please rate each of the following characteristics as they relate to Bloomington as a whole.	Overall economic health of Bloomington	Similar	78%	10	14	35
	Overall quality of the transportation system (auto, bicycle, foot, bus) in Bloomington	Null	71%			
	Overall design or layout of Bloomington’s residential and commercial areas (e.g., homes, buildings, streets, parks, etc.)	Similar	77%	4	11	72
	Overall quality of the utility infrastructure in Bloomington (water, sewer, storm water, electric/gas)	Null	88%			
	Overall feeling of safety in Bloomington	Similar	80%	11	14	28
	Overall quality of natural environment in Bloomington	Similar	89%	5	12	66
	Overall quality of parks and recreation opportunities	Null	89%			
	Overall health and wellness opportunities in Bloomington	Similar	84%	5	14	71
	Overall opportunities for education, culture and the arts	Similar	81%	7	12	50
	Residents’ connection and engagement with their community	Null	58%			
Please indicate how likely or unlikely you are to do	Recommend living in Bloomington to someone who asks	Similar	90%	9	12	33

Please indicate how likely or unlikely you are to do each of the following.	Remain in Bloomington for the next five years	Similar	87%	6	12	58
	In your neighborhood during the day	Similar	96%	9	15	46
Please rate how safe or unsafe you feel:	In Bloomington's commercial areas during the day	Similar	88%	10	15	40
	From property crime	Null	75%			
	From violent crime	Null	84%			
	From fire, flood or other natural disaster	Null	92%			
	Making all residents feel welcome	Null	79%			
Please rate the job you feel the Bloomington community does at each of the following.	Attracting people from diverse backgrounds	Null	79%			
	Valuing/respecting residents from diverse backgrounds	Null	75%			
	Taking care of vulnerable residents (elderly, disabled, homeless, etc.)	Null	72%			
	Overall quality of business and service establishments in Bloomington	Similar	85%	4	13	76
Please rate each of the following characteristics as they relate to Bloomington as a whole.	Variety of business and service establishments in Bloomington	Null	76%			
	Vibrancy of shopping areas	Similar	64%	2	9	88
	Employment opportunities	Similar	75%	3	12	83
	Shopping opportunities	Similar	77%	4	11	72
	Cost of living in Bloomington	Similar	56%	2	11	90
	Overall image or reputation of Bloomington	Similar	75%	13	17	29
	Traffic flow on major streets	Higher	73%	4	14	78
Please rate each of the following characteristics as they relate to Bloomington as a whole.	Ease of travel by car in Bloomington	Similar	84%	4	14	78
	Ease of travel by public transportation in Bloomington	Similar	50%	4	12	75
	Ease of travel by bicycle in Bloomington	Similar	63%	6	14	64
	Ease of walking in Bloomington	Similar	74%	7	15	60
	Well-planned residential growth	Null	63%			
	Well-planned commercial growth	Null	63%			
	Well-designed neighborhoods	Null	72%			
	Public places where people want to spend time	Similar	74%	6	11	54

Please rate each of the following characteristics as they relate to Bloomington as a whole.

Variety of housing options	Similar	68%	7	13	53
Availability of affordable quality housing	Similar	48%	7	13	53
Overall quality of new development in Bloomington	Similar	64%	7	10	40
Overall appearance of Bloomington	Similar	74%	9	12	33
Cleanliness of Bloomington	Similar	83%	7	12	50
Water resources (beaches, lakes, ponds, riverways, etc.)	Null	85%			
Air quality	Similar	89%	2	9	88
Availability of paths and walking trails	Higher	87%	3	13	84
Fitness opportunities (including exercise classes and paths or trails, etc.)	Similar	85%	5	11	63
Recreational opportunities	Similar	81%	4	11	72
Availability of affordable quality food	Similar	77%	2	8	87
Availability of affordable quality health care	Similar	75%	5	10	60
Availability of preventive health services	Similar	77%	5	9	55
Availability of affordable quality mental health care	Similar	58%	5	9	55
Opportunities to attend cultural/arts/music activities	Similar	66%	7	12	50
Community support for the arts	Null	68%			
Availability of affordable quality childcare/preschool	Similar	61%	4	8	62
K-12 education	Similar	74%	7	12	50
Adult educational opportunities	Similar	78%	3	9	77
Sense of civic/community pride	Null	65%			
Neighborliness of residents in Bloomington	Similar	69%	6	10	44
Opportunities to participate in social events and activities	Similar	63%	5	10	60
Opportunities to attend special events and festivals	Similar	63%	8	11	36
Opportunities to volunteer	Similar	78%	3	10	80
Opportunities to participate in community matters	Similar	67%	4	10	70
Openness and acceptance of the community toward people of diverse backgrounds	Similar	68%	8	14	50

Please indicate whether or not you have done each of the following in the last 12 months.	Contacted the City of Bloomington (in-person, phone, email or web) for help or information	Higher	50%	1	16	100
	Contacted Bloomington elected officials (in-person, phone, email or web) to express your opinion	Similar	18%	1	10	100
	Attended a local public meeting (of local elected officials like City Council or County Commissioners, advisory boards, town halls, HO..	Similar	15%	7	11	45
	Watched (online or on television) a local public meeting	Higher	28%	1	10	100
	Volunteered your time to some group/activity in Bloomington	Similar	25%	9	11	27
	Campaigned or advocated for a local issue, cause or candidate	Similar	16%	5	10	60
	Voted in your most recent local election	Null	88%			
	Used bus, rail, or other public transportation instead of driving	Lower	18%	6	10	50
	Carpooled with other adults or children instead of driving alone	Similar	41%	8	10	30
	Walked or biked instead of driving	Similar	64%	4	10	70
	Please rate the quality of each of the following services in Bloomington.	Public information services	Similar	80%	4	12
Economic development		Similar	74%	7	13	53
Traffic enforcement		Similar	73%	6	15	66
Traffic signal timing		Similar	63%	3	12	83
Street repair		Similar	58%	10	19	52
Street cleaning		Similar	86%	2	15	93
Street lighting		Similar	74%	7	15	60
Snow removal		Higher	85%	3	16	87
Sidewalk maintenance		Similar	71%	5	13	69
Bus or transit services		Similar	64%	5	11	63
Land use, planning and zoning		Similar	65%	5	14	71
Code enforcement (weeds, abandoned buildings, etc.)		Similar	61%	11	18	44
Affordable high-speed internet access		Null	63%			
Garbage collection		Similar	83%	5	9	55
Drinking water		Higher	93%	1	12	100
Sewer services		Similar	93%	2	12	91
































Please rate the quality of each of the following services in Bloomington.	Storm water management (storm drainage, dams, levees, etc.)	Higher	92%	1	14	100	
	Utility billing	Similar	80%	3	11	81	
	Police services	Similar	88%	9	21	61	
	Crime prevention	Similar	78%	7	16	62	
	Animal control	Similar	86%	2	17	94	
	Ambulance or emergency medical services	Similar	94%	5	14	71	
	Fire services	Similar	97%	4	17	82	
	Fire prevention and education	Similar	90%	4	11	72	
	Emergency preparedness (services that prepare the community for natural disasters or other emergency situations)	Similar	82%	4	13	76	
	Preservation of natural areas (open space and greenbelts)	Higher	87%	3	13	84	
	Bloomington open space	Higher	80%	2	10	90	
	Recycling	Similar	81%	8	13	46	
	Yard waste pick-up	Similar	86%	3	8	75	
	City parks	Similar	87%	7	12	50	
	Recreation programs or classes	Similar	86%	8	16	56	
	Recreation centers or facilities	Similar	74%	12	15	26	
	Health services	Similar	80%	3	8	75	
	Overall customer service by Bloomington employees (police, receptionists, planners, etc.)	Similar	88%	5	19	78	
	Please rate the following categories of Bloomington government performance.	The value of services for the taxes paid to Bloomington	Similar	66%	7	20	68
		The overall direction that Bloomington is taking	Similar	67%	7	14	57
The job Bloomington government does at welcoming resident involvement		Similar	64%	5	15	73	
Overall confidence in Bloomington government		Similar	67%	6	11	54	
Generally acting in the best interest of the community		Similar	70%	5	11	63	
Being honest		Similar	68%	5	10	60	
Being open and transparent to the public		Null	66%				
Informing residents about issues facing the community		Null	68%				
































Please rate the following categories of Bloomington government performance.	Treating all residents fairly	Similar	72%	6	11	54
	Treating residents with respect	Null	74%			
Overall, how would you rate the quality of the services provided by each of the following?	The City of Bloomington	Similar	80%	12	18	38
	The Federal Government	Similar	53%	1	10	100
Please rate how important, if at all, you think it is for the Bloomington community to focus on each of the following in the coming two years.	Overall economic health of Bloomington	Similar	88%	1	7	100
	Overall quality of the transportation system (auto, bicycle, foot, bus) in Bloomington	Null	70%			
	Overall design or layout of Bloomington's residential and commercial areas (e.g., homes, buildings, streets, parks, etc.)	Similar	70%	6	7	28
	Overall quality of the utility infrastructure in Bloomington (water, sewer, storm water, electric/gas)	Null	86%			
	Overall feeling of safety in Bloomington	Similar	91%	3	7	71
	Overall quality of natural environment in Bloomington	Similar	83%	3	7	71
	Overall quality of parks and recreation opportunities	Null	83%			
	Overall health and wellness opportunities in Bloomington	Similar	73%	3	7	71
	Overall opportunities for education, culture and the arts	Similar	69%	7	7	14
	Residents' connection and engagement with their community	Similar	69%	7	7	14
In general, how many times do you:	Access the internet from your home using a computer, laptop or tablet computer	Null	94%			
	Access the internet from your cell phone	Null	88%			
	Visit social media sites such as Facebook, Twitter, Nextdoor, etc.	Null	72%			
	Use or check email	Null	95%			
	Share your opinions online	Null	28%			
	Shop online	Null	45%			
	Would you say that in general your health is:	Similar	68%	6	10	50
	What impact, if any, do you think the economy will have on your family income in the next 6 months? Do you think the impact will be:	Similar	31%	8	10	30
































Complete set of frequencies
































This dashboard contains a complete set of responses to each question on the survey. By default, "Don't know" responses are excluded, but may be added to the table using the response filter to the right. When a table for a question that only permitted a single response does not total to exactly 100%, it is due to the common practice of percentages being rounded to the nearest whole number.

Please rate each of the following aspects of quality of life in Bloomington.	Question	Rating	Frequency	
			Bar	Percentage
Bloomington as a place to live	Bloomington as a place to live	Excellent		40%
		Good		50%
		Fair		8%
		Poor		1%
Your neighborhood as a place to live	Your neighborhood as a place to live	Excellent		45%
		Good		43%
		Fair		11%
		Poor		2%
Bloomington as a place to raise children	Bloomington as a place to raise children	Excellent		43%
		Good		43%
		Fair		10%
		Poor		3%
Bloomington as a place to work	Bloomington as a place to work	Excellent		30%
		Good		52%
		Fair		15%
		Poor		3%
Bloomington as a place to visit	Bloomington as a place to visit	Excellent		30%
		Good		48%
		Fair		19%
		Poor		3%
Bloomington as a place to retire	Bloomington as a place to retire	Excellent		29%
		Good		45%
		Fair		18%
		Poor		8%
The overall quality of life in Bloomington	The overall quality of life in Bloomington	Excellent		35%
		Good		56%
		Fair		7%
		Poor		2%

Please rate each of the following aspects of quality of life in Bloomington.	Sense of community	Excellent		19%
		Good		45%
		Fair		24%
		Poor		11%
Please rate each of the following characteristics as they relate to Bloomington as a whole.	Overall economic health of Bloomington	Excellent		17%
		Good		61%
		Fair		20%
		Poor		2%
Overall quality of the transportation system (auto, bicycle, foot, bus) in Bloomington	Excellent		18%	
	Good		53%	
	Fair		22%	
	Poor		6%	
Overall design or layout of Bloomington's residential and commercial areas (e.g., homes, buildings, streets, parks, etc.)	Excellent		23%	
	Good		54%	
	Fair		20%	
	Poor		3%	
Overall quality of the utility infrastructure in Bloomington (water, sewer, storm water, electric/gas)	Excellent		37%	
	Good		52%	
	Fair		11%	
	Poor		1%	
Overall feeling of safety in Bloomington	Excellent		26%	
	Good		54%	
	Fair		15%	
	Poor		5%	
Overall quality of natural environment in Bloomington	Excellent		45%	
	Good		44%	
	Fair		8%	
	Poor		3%	
Overall quality of parks and recreation opportunities	Excellent		47%	
	Good		42%	
	Fair		10%	

Please rate each of the following characteristics as they relate to Bloomington as a whole.	Overall quality of parks and recreation opportunities	Poor		2%	
	Overall health and wellness opportunities in Bloomington	Excellent		28%	
		Good		56%	
		Fair		13%	
		Poor		3%	
	Overall opportunities for education, culture and the arts	Excellent		29%	
		Good		52%	
		Fair		15%	
		Poor		4%	
	Residents' connection and engagement with their community	Excellent		15%	
		Good		44%	
		Fair		32%	
		Poor		10%	
	Please indicate how likely or unlikely you are to do each of the following.	Recommend living in Bloomington to someone who asks	Very likely		55%
			Somewhat likely		34%
			Somewhat unlikely		7%
Very unlikely				3%	
Remain in Bloomington for the next five years		Very likely		58%	
		Somewhat likely		29%	
		Somewhat unlikely		6%	
		Very unlikely		6%	
Please rate how safe or unsafe you feel:	In your neighborhood during the day	Very safe		76%	
		Somewhat safe		20%	
		Neither safe nor unsafe		2%	
		Somewhat unsafe		2%	
		Very unsafe		0%	
	In Bloomington's commercial areas during the day	Very safe		54%	
		Somewhat safe		33%	
		Neither safe nor unsafe		7%	
		Somewhat unsafe		3%	
		Very unsafe		2%	

Please rate how safe or unsafe you feel:	From property crime	Very safe		32%
		Somewhat safe		43%
		Neither safe nor unsafe		11%
		Somewhat unsafe		10%
		Very unsafe		3%
	From violent crime	Very safe		46%
		Somewhat safe		38%
		Neither safe nor unsafe		9%
		Somewhat unsafe		6%
		Very unsafe		1%
	From fire, flood or other natural disaster	Very safe		64%
		Somewhat safe		28%
		Neither safe nor unsafe		7%
		Somewhat unsafe		0%
		Very unsafe		0%
Please rate the job you feel the Bloomington community does at each of the following.	Making all residents feel welcome	Excellent		26%
		Good		53%
		Fair		15%
		Poor		6%
	Attracting people from diverse backgrounds	Excellent		25%
		Good		53%
		Fair		16%
		Poor		6%
	Valuing/respecting residents from diverse backgrounds	Excellent		25%
		Good		50%
		Fair		19%
		Poor		6%
	Taking care of vulnerable residents (elderly, disabled, homeless, etc.)	Excellent		26%
		Good		46%
		Fair		21%
		Poor		7%

Please rate each of the following characteristics as they relate to Bloomington as a whole.	Overall quality of business and service establishments in Bloomington	Excellent		26%
		Good		59%
		Fair		13%
		Poor		3%
	Variety of business and service establishments in Bloomington	Excellent		31%
		Good		46%
		Fair		17%
		Poor		6%
	Vibrancy of shopping areas	Excellent		19%
		Good		45%
		Fair		27%
		Poor		9%
	Employment opportunities	Excellent		21%
		Good		54%
		Fair		19%
		Poor		6%
	Shopping opportunities	Excellent		34%
		Good		43%
		Fair		17%
		Poor		6%
	Cost of living in Bloomington	Excellent		11%
		Good		45%
		Fair		34%
		Poor		10%
	Overall image or reputation of Bloomington	Excellent		24%
		Good		52%
		Fair		20%
		Poor		5%
Please rate each of the following characteristics as they relate to Bloomington as a whole.	Traffic flow on major streets	Excellent		17%
		Good		55%
		Fair		20%

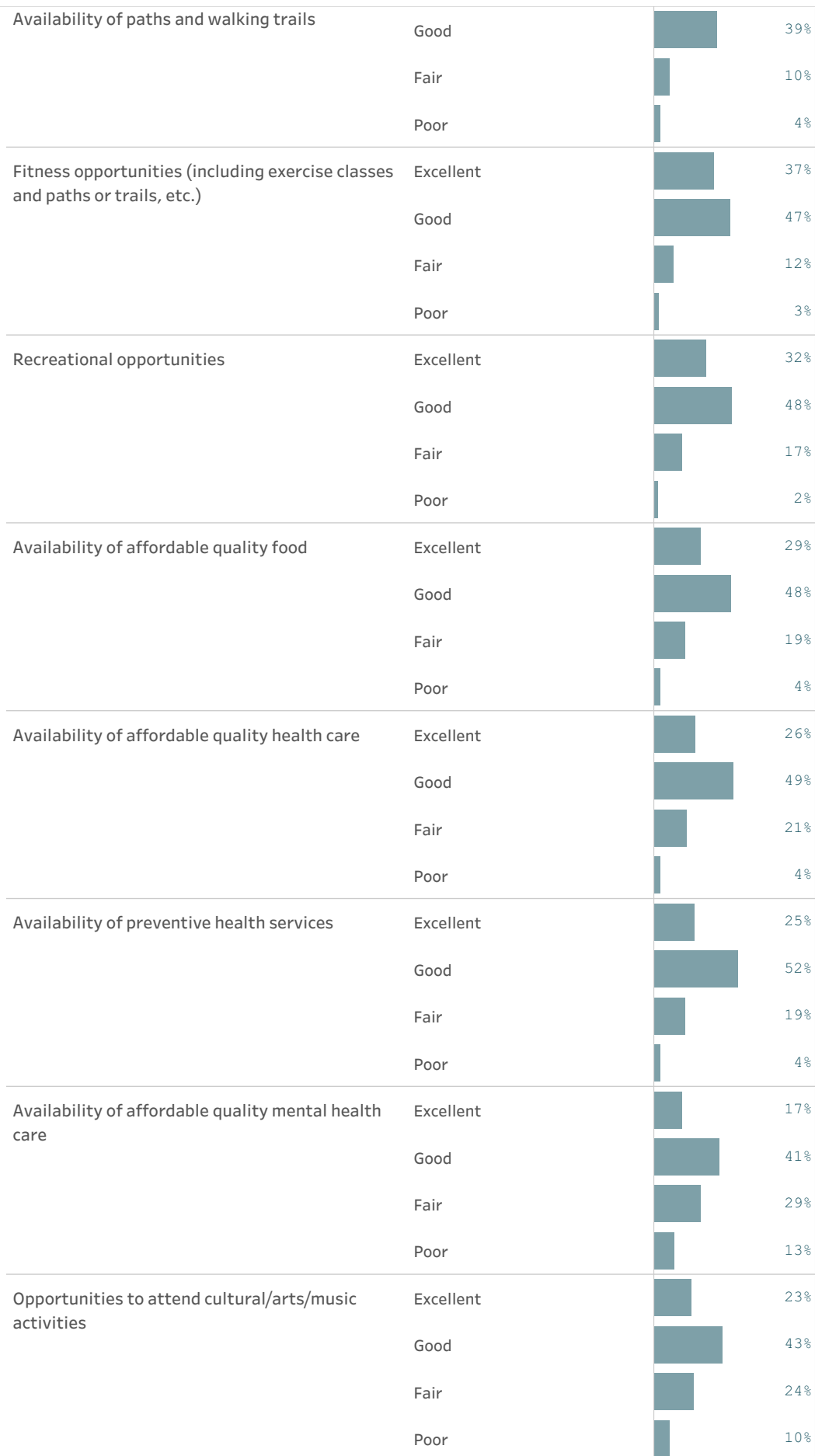
Please rate each of the following characteristics as they relate to Bloomington as a whole.

Traffic flow on major streets	Poor		7%
Ease of travel by car in Bloomington	Excellent		27%
	Good		57%
	Fair		12%
	Poor		4%
Ease of travel by public transportation in Bloomington	Excellent		9%
	Good		41%
	Fair		33%
	Poor		17%
Ease of travel by bicycle in Bloomington	Excellent		16%
	Good		47%
	Fair		28%
	Poor		9%
Ease of walking in Bloomington	Excellent		24%
	Good		50%
	Fair		19%
	Poor		7%
Well-planned residential growth	Excellent		18%
	Good		45%
	Fair		25%
	Poor		12%
Well-planned commercial growth	Excellent		14%
	Good		49%
	Fair		23%
	Poor		13%
Well-designed neighborhoods	Excellent		18%
	Good		54%
	Fair		23%
	Poor		5%
Public places where people want to spend time	Excellent		25%
	Good		49%
































Please rate each of the following characteristics as they relate to Bloomington as a whole.
































Public places where people want to spend time	Fair		19%
	Poor		8%
Variety of housing options	Excellent		23%
	Good		45%
	Fair		24%
	Poor		8%
Availability of affordable quality housing	Excellent		8%
	Good		39%
	Fair		32%
	Poor		20%
Overall quality of new development in Bloomington	Excellent		15%
	Good		49%
	Fair		26%
	Poor		10%
Overall appearance of Bloomington	Excellent		21%
	Good		54%
	Fair		22%
	Poor		4%
Cleanliness of Bloomington	Excellent		29%
	Good		54%
	Fair		15%
	Poor		2%
Water resources (beaches, lakes, ponds, riverways, etc.)	Excellent		38%
	Good		47%
	Fair		13%
	Poor		2%
Air quality	Excellent		36%
	Good		52%
	Fair		11%
	Poor		1%
Availability of paths and walking trails	Excellent		47%
































Please rate each of the following characteristics as they relate to Bloomington as a whole.


































Please rate each of the following characteristics as they relate to Bloomington as a whole.
































Community support for the arts	Excellent		24%
	Good		44%
	Fair		27%
	Poor		5%
Availability of affordable quality childcare/preschool	Excellent		20%
	Good		40%
	Fair		26%
	Poor		14%
K-12 education	Excellent		26%
	Good		47%
	Fair		19%
	Poor		7%
Adult educational opportunities	Excellent		25%
	Good		53%
	Fair		18%
	Poor		4%
Sense of civic/community pride	Excellent		17%
	Good		48%
	Fair		27%
	Poor		8%
Neighborliness of residents in Bloomington	Excellent		20%
	Good		49%
	Fair		23%
	Poor		7%
Opportunities to participate in social events and activities	Excellent		20%
	Good		43%
	Fair		28%
	Poor		10%
Opportunities to attend special events and festivals	Excellent		20%
	Good		43%
	Fair		26%

Please rate each of the following characteristics as they relate to Bloomington as a whole.	Opportunities to attend special events and festivals	Poor		11%	
	Opportunities to volunteer	Excellent		26%	
		Good		53%	
		Fair		18%	
		Poor		3%	
		Excellent		20%	
	Opportunities to participate in community matters	Good		48%	
		Fair		25%	
		Poor		8%	
		Excellent		18%	
	Openness and acceptance of the community toward people of diverse backgrounds	Good		50%	
		Fair		23%	
		Poor		9%	
		Please indicate whether or not you have done each of the following in the last 12 months.	Contacted the City of Bloomington (in-person, phone, email or web) for help or information	No	
	Yes				50%
	Contacted Bloomington elected officials (in-person, phone, email or web) to express your opinion		No		82%
Yes				18%	
Attended a local public meeting (of local elected officials like City Council or County Commissioners, advisory boards, town halls, HO..	No			85%	
	Yes			15%	
Watched (online or on television) a local public meeting	No			72%	
	Yes			28%	
Volunteered your time to some group/activity in Bloomington	No			75%	
	Yes			25%	
Campaigned or advocated for a local issue, cause or candidate	No			84%	
	Yes			16%	
Voted in your most recent local election	No			12%	
	Yes			88%	
Used bus, rail, or other public transportation instead of driving	No			82%	
	Yes			18%	
Carpooled with other adults or children instead of driving alone	No			59%	
	Yes			41%	
































Please indicate whether or not you have done each of the following in the last 12 months.	Walked or biked instead of driving	No		36%
		Yes		64%
Please rate the quality of each of the following services in Bloomington.	Public information services	Excellent		24%
		Good		56%
		Fair		16%
		Poor		3%
	Economic development	Excellent		16%
		Good		58%
		Fair		20%
		Poor		6%
	Traffic enforcement	Excellent		18%
		Good		55%
Fair			20%	
Poor			7%	
Traffic signal timing	Excellent		15%	
	Good		48%	
	Fair		26%	
	Poor		10%	
Street repair	Excellent		12%	
	Good		47%	
	Fair		31%	
	Poor		10%	
Street cleaning	Excellent		29%	
	Good		57%	
	Fair		12%	
	Poor		2%	
Street lighting	Excellent		18%	
	Good		56%	
	Fair		19%	
	Poor		6%	
Snow removal	Excellent		38%	
































Please rate the quality of each of the following services in Bloomington.			
Snow removal	Good		47%
	Fair		11%
	Poor		4%
Sidewalk maintenance	Excellent		19%
	Good		52%
	Fair		20%
	Poor		9%
Bus or transit services	Excellent		11%
	Good		53%
	Fair		25%
	Poor		11%
Land use, planning and zoning	Excellent		16%
	Good		49%
	Fair		25%
	Poor		9%
Code enforcement (weeds, abandoned buildings, etc.)	Excellent		16%
	Good		45%
	Fair		28%
	Poor		10%
Affordable high-speed internet access	Excellent		17%
	Good		47%
	Fair		22%
	Poor		15%
Garbage collection	Excellent		37%
	Good		46%
	Fair		13%
	Poor		4%
Drinking water	Excellent		63%
	Good		30%
	Fair		5%
	Poor		1%

Please rate the quality of each of the following services in Bloomington.









Sewer services	Excellent		44%
	Good		49%
	Fair		6%
	Poor		1%
Storm water management (storm drainage, dams, levees, etc.)	Excellent		37%
	Good		55%
	Fair		7%
	Poor		2%
Utility billing	Excellent		30%
	Good		50%
	Fair		18%
	Poor		2%
Police services	Excellent		44%
	Good		44%
	Fair		8%
	Poor		4%
Crime prevention	Excellent		27%
	Good		50%
	Fair		16%
	Poor		6%
Animal control	Excellent		31%
	Good		55%
	Fair		10%
	Poor		4%
Ambulance or emergency medical services	Excellent		49%
	Good		44%
	Fair		5%
	Poor		1%
Fire services	Excellent		56%
	Good		41%
	Fair		3%
































Please rate the quality of each of the following services in Bloomington.			
Fire services	Poor		1%
	Excellent		33%
	Good		57%
	Fair		8%
Fire prevention and education	Poor		1%
	Excellent		24%
	Good		57%
	Fair		13%
Emergency preparedness (services that prepare the community for natural disasters or other emergency situations)	Poor		6%
	Excellent		37%
	Good		50%
	Fair		10%
Preservation of natural areas (open space and greenbelts)	Poor		3%
	Excellent		33%
	Good		47%
	Fair		18%
Bloomington open space	Poor		2%
	Excellent		32%
	Good		49%
	Fair		14%
Recycling	Poor		4%
	Excellent		39%
	Good		47%
	Fair		10%
Yard waste pick-up	Poor		3%
	Excellent		41%
	Good		46%
	Fair		12%
City parks	Poor		1%
	Excellent		28%
	Good		58%
	Fair		

Please rate the quality of each of the following services in Bloomington.	Recreation programs or classes	Fair		11%
		Poor		3%
	Recreation centers or facilities	Excellent		23%
		Good		51%
		Fair		18%
		Poor		8%
	Health services	Excellent		26%
		Good		53%
		Fair		18%
		Poor		2%
	Overall customer service by Bloomington employees (police, receptionists, planners, etc.)	Excellent		36%
		Good		52%
		Fair		10%
		Poor		3%
Please rate the following categories of Bloomington government performance.	The value of services for the taxes paid to Bloomington	Excellent		16%
		Good		50%
		Fair		27%
		Poor		7%
	The overall direction that Bloomington is taking	Excellent		18%
		Good		48%
		Fair		21%
		Poor		12%
	The job Bloomington government does at welcoming resident involvement	Excellent		18%
		Good		46%
		Fair		26%
		Poor		10%
Overall confidence in Bloomington government	Excellent		17%	
	Good		50%	
	Fair		22%	
	Poor		11%	
Generally acting in the best interest of the community	Excellent		19%	

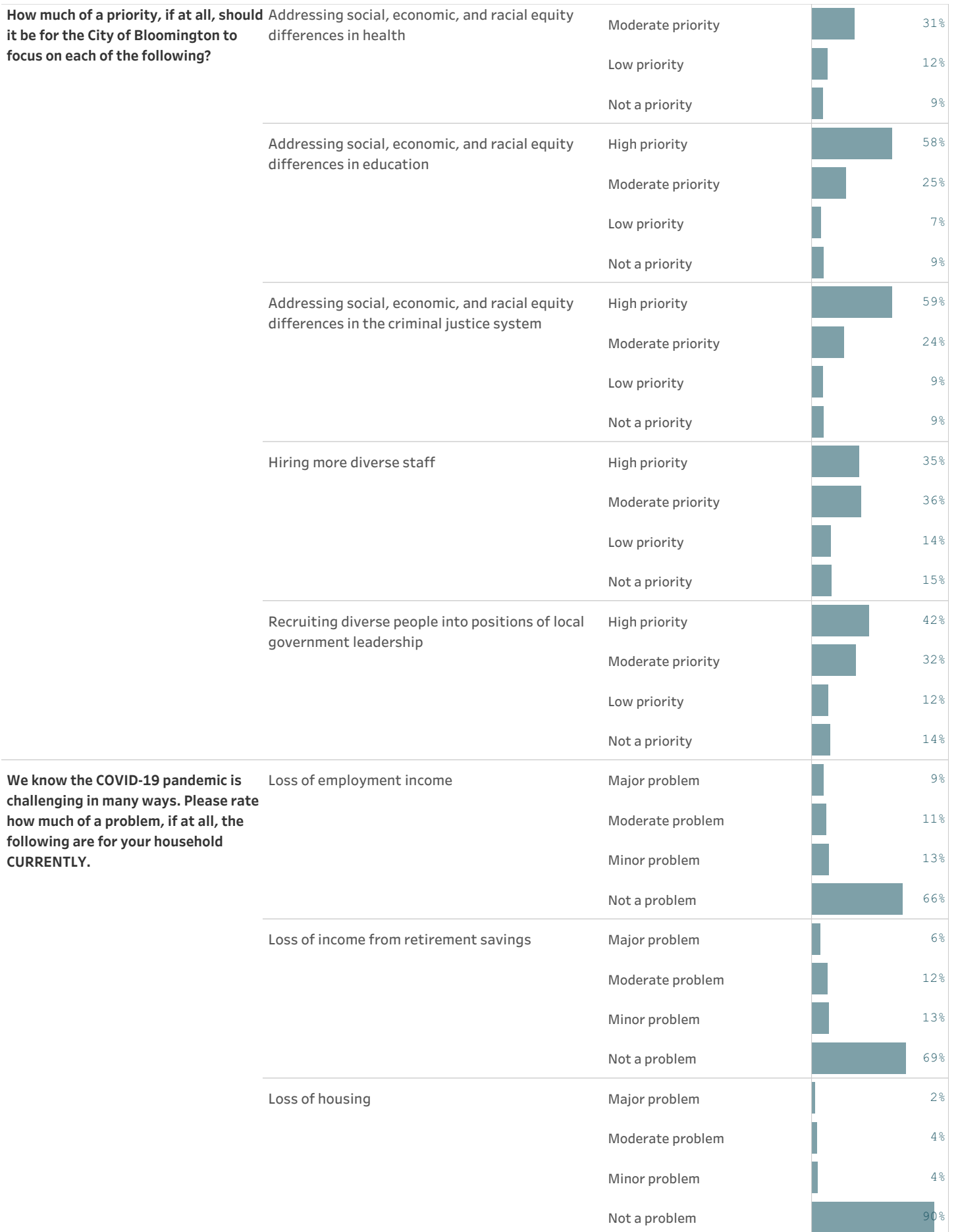
Please rate the following categories of Bloomington government performance.	Generally acting in the best interest of the community	Good		52%
		Fair		20%
		Poor		10%
Being honest		Excellent		21%
		Good		47%
		Fair		21%
		Poor		11%
Being open and transparent to the public		Excellent		21%
		Good		44%
		Fair		20%
		Poor		14%
Informing residents about issues facing the community		Excellent		25%
		Good		43%
		Fair		20%
		Poor		12%
Treating all residents fairly		Excellent		22%
		Good		50%
		Fair		16%
		Poor		12%
Treating residents with respect		Excellent		24%
		Good		50%
		Fair		19%
		Poor		7%
Overall, how would you rate the quality of the services provided by each of the following?	The City of Bloomington	Excellent		27%
		Good		53%
		Fair		16%
		Poor		4%
	The Federal Government	Excellent		8%
		Good		45%
		Fair		35%
		Poor		12%

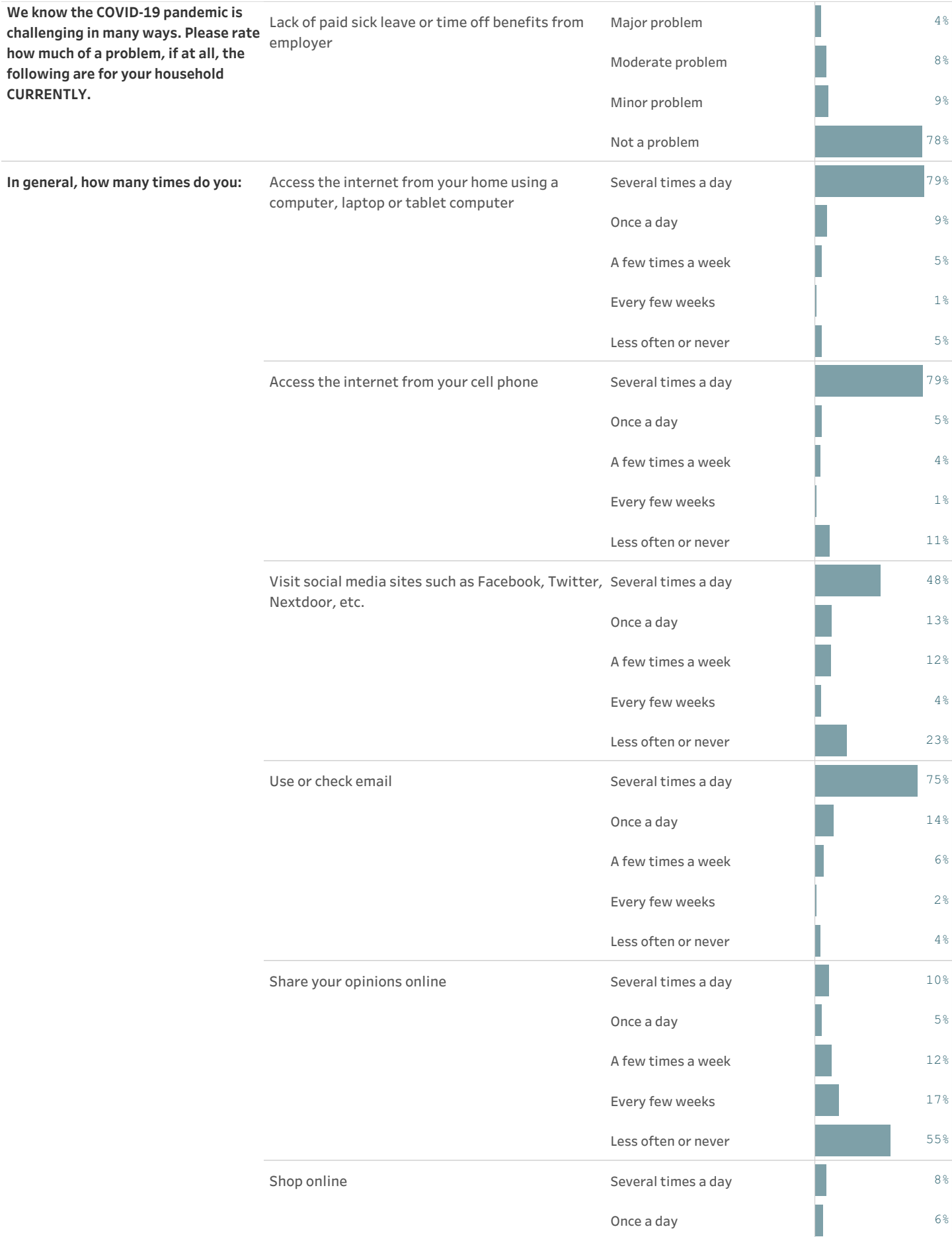
Please rate how important, if at all, you think it is for the Bloomington community to focus on each of the following in the coming two years.

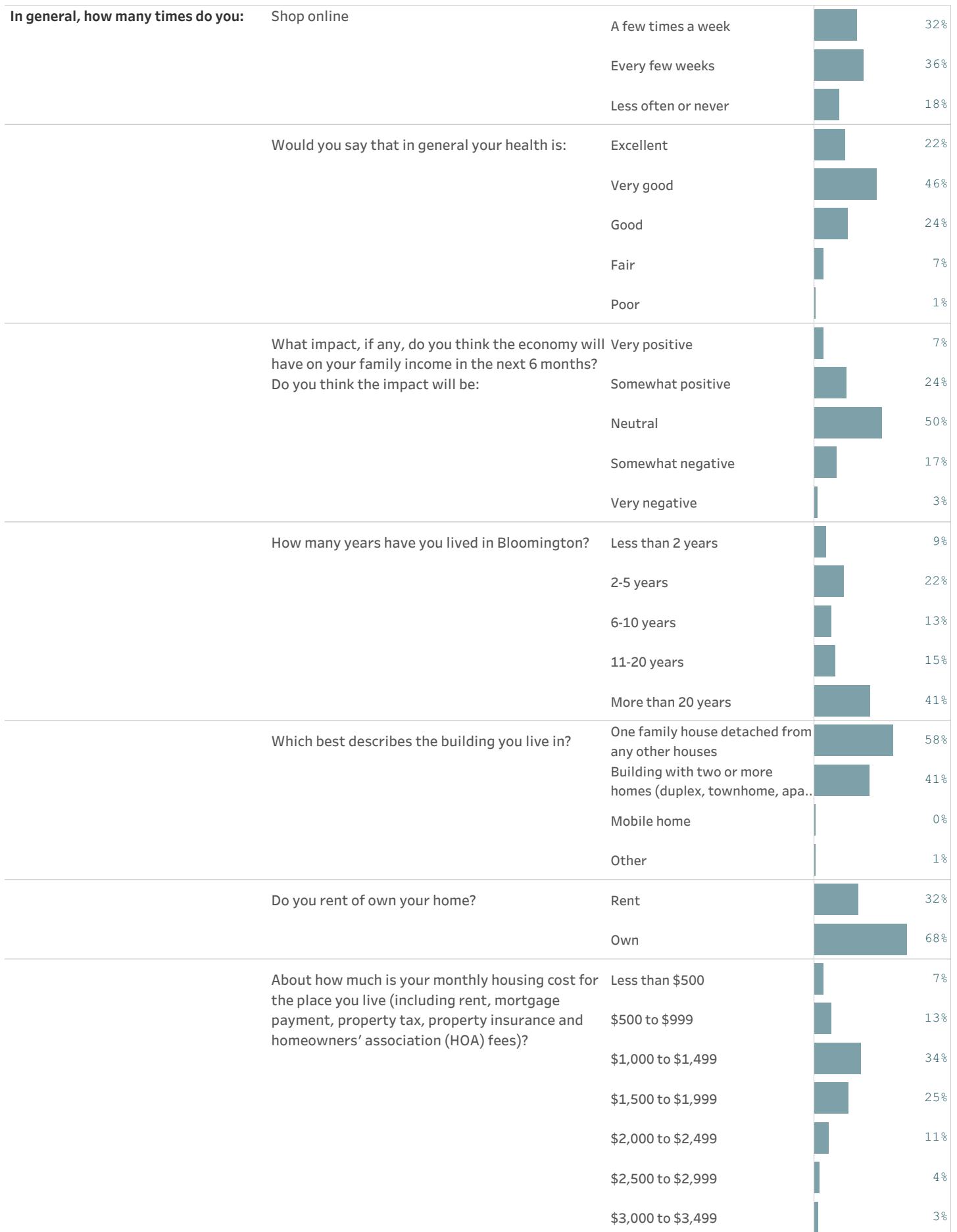
Overall economic health of Bloomington	Essential		45%
	Very important		43%
	Somewhat important		12%
	Not at all important		0%
Overall quality of the transportation system (auto, bicycle, foot, bus) in Bloomington	Essential		27%
	Very important		43%
	Somewhat important		25%
	Not at all important		5%
Overall design or layout of Bloomington's residential and commercial areas (e.g., homes, buildings, streets, parks, etc.)	Essential		22%
	Very important		48%
	Somewhat important		26%
	Not at all important		4%
Overall quality of the utility infrastructure in Bloomington (water, sewer, storm water, electric/gas)	Essential		45%
	Very important		41%
	Somewhat important		11%
	Not at all important		2%
Overall feeling of safety in Bloomington	Essential		60%
	Very important		31%
	Somewhat important		8%
	Not at all important		1%
Overall quality of natural environment in Bloomington	Essential		39%
	Very important		44%
	Somewhat important		14%
	Not at all important		3%
Overall quality of parks and recreation opportunities	Essential		35%
	Very important		48%
	Somewhat important		14%
	Not at all important		3%
Overall health and wellness opportunities in Bloomington	Essential		29%
	Very important		44%
	Somewhat important		23%





























Please rate how important, if at all, you think it is for the Bloomington community to focus on each of the following in the coming two years.	Overall health and wellness opportunities in Bloomington	Not at all important		4%
	Overall opportunities for education, culture and the arts	Essential		29%
		Very important		39%
		Somewhat important		25%
		Not at all important		6%
Residents' connection and engagement with their community	Essential		22%	
	Very important		47%	
	Somewhat important		27%	
	Not at all important		4%	
How welcoming, if at all, do you think your community is for:	People who are Arabic or Middle Eastern	Very welcoming		33%
		Moderately welcoming		36%
		Slightly welcoming		25%
		Not welcoming		6%
	People who are Asian, Asian Indian or Pacific Islander	Very welcoming		38%
		Moderately welcoming		42%
		Slightly welcoming		15%
		Not welcoming		5%
	People who are Black or African American	Very welcoming		39%
		Moderately welcoming		37%
Slightly welcoming			18%	
Not welcoming			6%	
People who are Hispanic or Latino	Very welcoming		40%	
	Moderately welcoming		40%	
	Slightly welcoming		17%	
	Not welcoming		3%	
People who are American Indian or Alaskan Native	Very welcoming		39%	
	Moderately welcoming		39%	
	Slightly welcoming		17%	
	Not welcoming		5%	
People who are White	Very welcoming		74%	
	Moderately welcoming		18%	

How welcoming, if at all, do you think your community is for:	People who are White	Slightly welcoming		5%
		Not welcoming		2%
	People whose first language is not English	Very welcoming		31%
		Moderately welcoming		36%
		Slightly welcoming		26%
		Not welcoming		7%
	People who are not U.S. citizens	Very welcoming		30%
		Moderately welcoming		34%
		Slightly welcoming		21%
		Not welcoming		15%
	People who identify as lesbian, gay, bisexual or other non-straight sexual identities	Very welcoming		40%
		Moderately welcoming		36%
		Slightly welcoming		18%
		Not welcoming		5%
	People who identify as transgender	Very welcoming		34%
		Moderately welcoming		29%
Slightly welcoming			20%	
Not welcoming			16%	
How much of a priority, if at all, should it be for the City of Bloomington to focus on each of the following?	Creating a diverse, inclusive, and fair community	High priority		48%
		Moderate priority		34%
		Low priority		8%
		Not a priority		10%
	Addressing social, economic, and racial equity differences in jobs	High priority		46%
		Moderate priority		35%
		Low priority		10%
		Not a priority		9%
	Addressing social, economic, and racial equity differences in housing	High priority		50%
		Moderate priority		32%
		Low priority		10%
		Not a priority		8%
Addressing social, economic, and racial equity differences in health	High priority		48%	







payment, property tax, property insurance and homeowners' association (HOA) fees)?	\$3,500 or more		2%
Do any children 17 or under live in your household?	No		72%
	Yes		28%
Are you or any other members of your household aged 65 or older?	No		64%
	Yes		36%
How much do you anticipate your household's total income before taxes will be for the current year? (Please include in your total income money from all sources for all persons living in your household.)	Less than \$25,000		8%
	\$25,000 to \$49,999		21%
	\$50,000 to \$74,999		17%
	\$75,000 to \$99,999		14%
	\$100,000 to \$149,999		21%
	\$150,000 or more		18%
Are you Spanish, Hispanic or Latino?	No, not Spanish, Hispanic or Latino		93%
	Yes, I consider myself to be Spanish, Hispanic or Latino		7%
What is your race? (Mark one or more races to indicate what race you consider yourself to be.)	American Indian or Alaskan Native		4%
	Asian, Asian Indian or Pacific Islander		6%
	Black or African American		5%
	White		87%
	Other		6%
In which category is your age?	18-24 years		3%
	25-34 years		21%
	35-44 years		17%
	45-54 years		17%
	55-64 years		10%
	65-74 years		16%
	75 years or older		16%
What is your gender?	Female		53%
	Male		46%
	Identify another way		1%

Full trends

This table contains the trends over time for the City of Bloomington. The combined "percent positive" responses for each survey year are presented (e.g., excellent/good or yes). If an item was not included during an administration of the survey, no percentage will be shown in the table. If the difference between the 2020 and 2021 surveys is greater than five percentage points, the change is statistically significant.

It is important to note that in 2020, The NCS survey was updated to include new and refreshed items. Consequently, some of the trends may be impacted due to wording modifications that could have potentially altered the meaning of the item for the respondent.

		2012	2013	2014	2015	2016	2017	2018	2019	2020	2021
Please rate each of the following aspects of quality of life in Bloomington.	Bloomington as a place to live	93%	95%	94%	94%	90%	95%	93%	91%	92%	91%
	Your neighborhood as a place to live	85%	86%	88%	86%	86%	90%	88%	87%	86%	88%
	Bloomington as a place to raise children	87%	87%	89%	89%	82%	88%	87%	86%	85%	86%
	Bloomington as a place to work	83%	84%	85%	82%	82%	87%	87%	83%	83%	82%
	Bloomington as a place to visit			80%	80%	77%	79%	80%	78%	76%	77%
	Bloomington as a place to retire	76%	74%	69%	73%	69%	73%	72%	67%	74%	74%
	The overall quality of life in Bloomington	90%	90%	88%	91%	85%	92%	89%	86%	88%	90%
	Sense of community	72%	73%	64%	64%	59%	65%	66%	62%	62%	65%
Please rate each of the following characteristics as they relate to Bloomington as a whole.	Overall economic health of Bloomington			83%	81%	79%	84%	83%	83%	79%	78%
	Overall quality of the transportation system (auto, bicycle, foot, bu..									71%	71%
	Overall design or layout of Bloomington's residential and commerc..			73%	76%	73%	76%	77%	76%	75%	77%
	Overall quality of the utility infrastructure in Bloomington (water, ..									86%	88%
	Overall feeling of safety in Bloomington			87%	87%	87%	87%	86%	87%	81%	80%
	Overall quality of natural environment in Bloomington	86%	88%	87%	90%	87%	89%	89%	87%	89%	89%
	Overall quality of parks and recreation opportunities									89%	89%
	Overall health and wellness opportunities in Bloomington			81%	82%	79%	83%	81%	80%	82%	84%
	Overall opportunities for education, culture and the arts			83%	83%	79%	83%	82%	81%	79%	81%
	Residents' connection and engagement with their community									59%	58%
Please indicate how likely or unlikely you are to do each of the following.	Recommend living in Bloomington to someone who asks	94%	94%	93%	95%	89%	95%	94%	91%	92%	90%
	Remain in Bloomington for the next five years	89%	89%	86%	89%	86%	89%	87%	85%	85%	87%
Please rate how safe or unsafe you feel:	In your neighborhood during the day	96%	96%	97%	95%	94%	97%	94%	96%	96%	96%
	In Bloomington's commercial areas during the day	92%	95%	93%	94%	91%	92%	93%	87%	92%	88%
	From property crime	75%	74%							83%	75%
	From violent crime	86%	84%							87%	84%
	From fire, flood or other natural disaster									92%	92%
Please rate the job you feel the Bloomington community does at each of the following.	Making all residents feel welcome									75%	79%
	Attracting people from diverse backgrounds									71%	79%

Please rate the job you feel the Bloomington community does at each of the following.	Valuing/respecting residents from diverse backgrounds	72% 75%
	Taking care of vulnerable residents (elderly, disabled, homeless, et..	69% 72%
Please rate each of the following characteristics as they relate to Bloomington as a whole.	Overall quality of business and service establishments in Bloomington..	80% 79% 77% 80% 74% 78% 76% 77% 83% 85%
	Variety of business and service establishments in Bloomington	74% 76%
	Vibrancy of shopping areas	70% 72% 70% 70% 66% 65% 64% 64%
	Employment opportunities	62% 66% 63% 70% 64% 76% 73% 72% 71% 75%
	Shopping opportunities	84% 84% 88% 87% 84% 86% 84% 86% 79% 77%
	Cost of living in Bloomington	59% 61% 58% 64% 56% 54% 58% 56%
	Overall image or reputation of Bloomington	85% 85% 83% 83% 76% 81% 81% 80% 79% 75%
Please rate each of the following characteristics as they relate to Bloomington as a whole.	Traffic flow on major streets	62% 63% 65% 63% 64% 64% 64% 58% 73% 73%
	Ease of travel by car in Bloomington	76% 77% 76% 74% 77% 75% 77% 73% 84% 84%
	Ease of travel by public transportation in Bloomington	64% 66% 47% 44% 56% 56% 58% 53% 55% 50%
	Ease of travel by bicycle in Bloomington	68% 64% 57% 52% 56% 61% 60% 59% 65% 63%
	Ease of walking in Bloomington	74% 76% 70% 70% 72% 74% 72% 71% 74% 74%
	Well-planned residential growth	66% 63%
	Well-planned commercial growth	61% 63%
	Well-designed neighborhoods	72% 72%
	Public places where people want to spend time	78% 76% 72% 76% 76% 77% 69% 74%
	Variety of housing options	76% 74% 74% 76% 70% 73% 67% 69% 69% 68%
	Availability of affordable quality housing	61% 63% 62% 65% 58% 55% 52% 50% 48% 48%
	Overall quality of new development in Bloomington	75% 75% 67% 63% 66% 69% 64% 65% 63% 64%
	Overall appearance of Bloomington	80% 79% 82% 80% 78% 84% 83% 81% 76% 74%
	Cleanliness of Bloomington	84% 82% 82% 79% 82% 84% 83% 81% 82% 83%
	Water resources (beaches, lakes, ponds, riverways, etc.)	84% 85%
	Air quality	81% 84% 87% 86% 85% 87% 86% 85% 91% 89%
	Availability of paths and walking trails	74% 77% 78% 74% 75% 79% 74% 76% 84% 87%
	Fitness opportunities (including exercise classes and paths or trail..	80% 81% 77% 80% 76% 77% 81% 85%
	Recreational opportunities	81% 80% 78% 79% 79% 79% 79% 79% 79% 81%
	Availability of affordable quality food	75% 78% 75% 78% 74% 78% 75% 78% 78% 77%
	Availability of affordable quality health care	72% 74% 76% 78% 78% 76% 75% 75% 74% 75%
	Availability of preventive health services	77% 80% 78% 78% 78% 79% 77% 77% 75% 77%
	Availability of affordable quality mental health care	62% 62% 64% 63% 63% 64% 63% 58%
Opportunities to attend cultural/arts/music activities	67% 72% 75% 70% 68% 74% 74% 74% 68% 66%	
Community support for the arts	72% 68%	

Please rate each of the following characteristics as they relate to Bloomington as a whole.	Availability of affordable quality childcare/preschool	62%	59%	71%	70%	66%	68%	58%	66%	61%	61%
	K-12 education	82%	83%	82%	83%	75%	83%	81%	81%	73%	74%
	Adult educational opportunities			81%	73%	72%	81%	79%	78%	74%	78%
	Sense of civic/community pride									64%	65%
	Neighborliness of residents in Bloomington			64%	64%	64%	68%	69%	68%	67%	69%
	Opportunities to participate in social events and activities	73%	72%	67%	62%	63%	69%	71%	67%	63%	63%
	Opportunities to attend special events and festivals			76%	71%	70%	75%	79%	74%	63%	63%
	Opportunities to volunteer	80%	78%	78%	74%	74%	79%	75%	73%	69%	78%
	Opportunities to participate in community matters	73%	73%	71%	64%	64%	71%	71%	68%	64%	67%
	Openness and acceptance of the community toward people of diver..	75%	77%	65%	68%	66%	74%	69%	67%	61%	68%
Please indicate whether or not you have done each of the following in the last 12 months.	Contacted the City of Bloomington (in-person, phone, email or web..	43%	42%	48%	42%	45%	47%	47%	45%	47%	50%
	Contacted Bloomington elected officials (in-person, phone, email o..			15%	15%	17%	17%	17%	16%	14%	18%
	Attended a local public meeting (of local elected officials like City C..	20%	18%	14%	15%	19%	17%	17%	17%	17%	15%
	Watched (online or on television) a local public meeting	37%	33%	24%	25%	27%	23%	25%	24%	36%	28%
	Volunteered your time to some group/activity in Bloomington	39%	40%	35%	35%	36%	33%	34%	31%	30%	25%
	Campaigned or advocated for a local issue, cause or candidate			18%	19%	20%	22%	20%	19%	15%	16%
	Voted in your most recent local election	79%	88%							78%	88%
	Used bus, rail, or other public transportation instead of driving			41%	37%	34%	38%	39%	37%	29%	18%
	Carpooled with other adults or children instead of driving alone			41%	43%	47%	46%	48%	46%	40%	41%
	Walked or biked instead of driving			54%	54%	54%	55%	51%	50%	58%	64%
Please rate the quality of each of the following services in Bloomington.	Public information services	75%	76%	78%	75%	75%	78%	79%	75%	77%	80%
	Economic development	69%	70%	72%	73%	68%	77%	71%	71%	70%	74%
	Traffic enforcement	77%	78%	74%	74%	73%	78%	76%	73%	73%	73%
	Traffic signal timing	59%	59%	57%	61%	59%	64%	65%	61%	64%	63%
	Street repair	56%	47%	36%	51%	57%	56%	51%	46%	60%	58%
	Street cleaning	76%	73%	70%	76%	75%	79%	73%	73%	80%	86%
	Street lighting	71%	71%	69%	69%	72%	76%	71%	70%	73%	74%
	Snow removal	78%	78%	77%	84%	81%	82%	76%	77%	82%	85%
	Sidewalk maintenance	68%	57%	62%	65%	64%	72%	66%	64%	68%	71%
	Bus or transit services	67%	66%	58%	67%	67%	70%	67%	65%	63%	64%
	Land use, planning and zoning	67%	65%	69%	66%	63%	71%	66%	64%	66%	65%
	Code enforcement (weeds, abandoned buildings, etc.)	59%	60%	63%	62%	57%	60%	62%	58%	61%	61%
	Affordable high-speed internet access									58%	63%
Garbage collection	89%	88%	85%	81%	86%	80%	80%	77%	80%	83%	

Please rate the quality of each of the following services in Bloomington.	Drinking water	90%	89%	88%	91%	90%	91%	90%	91%	91%	93%
	Sewer services	88%	88%	86%	89%	88%	90%	88%	88%	91%	93%
	Storm water management (storm drainage, dams, levees, etc.)	80%	79%	78%	82%	80%	81%	80%	75%	87%	92%
	Utility billing			80%	81%	77%	77%	75%	75%	80%	80%
	Police services	89%	90%	89%	88%	90%	93%	90%	90%	85%	88%
	Crime prevention	84%	83%	83%	81%	84%	84%	82%	84%	79%	78%
	Animal control	78%	76%	73%	76%	73%	80%	76%	75%	82%	86%
	Ambulance or emergency medical services	95%	94%	93%	95%	95%	93%	94%	94%	90%	94%
	Fire services	95%	94%	95%	95%	96%	96%	96%	97%	92%	97%
	Fire prevention and education	86%	87%	88%	83%	85%	87%	87%	84%	82%	90%
	Emergency preparedness (services that prepare the community for..	75%	75%	75%	74%	72%	78%	76%	73%	74%	82%
	Preservation of natural areas (open space and greenbelts)	78%	78%	75%	79%	76%	80%	76%	77%	83%	87%
	Bloomington open space			73%	75%	72%	77%	73%	72%	82%	80%
	Recycling	89%	89%	86%	83%	86%	80%	80%	77%	84%	81%
	Yard waste pick-up	85%	85%	83%	81%	84%	78%	78%	77%	86%	86%
	City parks	91%	90%	87%	89%	87%	89%	88%	91%	89%	87%
	Recreation programs or classes	85%	86%	83%	78%	77%	79%	82%	79%	78%	86%
	Recreation centers or facilities	83%	83%	81%	76%	74%	77%	74%	75%	71%	74%
	Health services	79%	82%	81%	82%	79%	81%	79%	78%	78%	80%
	Overall customer service by Bloomington employees (police, recept..	84%	83%	82%	81%	79%	85%	85%	82%	86%	88%
Please rate the following categories of Bloomington government performance.	The value of services for the taxes paid to Bloomington	70%	72%	65%	65%	68%	73%	63%	63%	70%	66%
	The overall direction that Bloomington is taking	74%	73%	74%	71%	70%	75%	72%	70%	70%	67%
	The job Bloomington government does at welcoming resident invol..	65%	65%	60%	57%	58%	66%	65%	62%	62%	64%
	Overall confidence in Bloomington government			68%	65%	65%	68%	68%	65%	66%	67%
	Generally acting in the best interest of the community			72%	68%	66%	71%	68%	65%	68%	70%
	Being honest			74%	67%	67%	72%	70%	66%	67%	68%
	Being open and transparent to the public								65%	66%	
	Informing residents about issues facing the community								63%	68%	
	Treating all residents fairly			70%	62%	68%	72%	67%	65%	66%	72%
	Treating residents with respect								73%	74%	
Overall, how would you rate the quality of the services provided by each of the following?	The City of Bloomington	88%	87%	85%	86%	84%	86%	87%	82%	81%	80%
	The Federal Government	49%	51%	41%	49%	50%	46%	46%	41%	40%	53%
Please rate how important, if at all, you think it is for the Bloomington community to focus	Overall economic health of Bloomington			89%	89%	91%	90%	90%	89%	93%	88%
	Overall quality of the transportation system (auto, bicycle, foot, bu..									73%	70%

Please rate how important, if at all, you think it is for the Bloomington community to focus on each of the following in the coming two years.	Overall design or layout of Bloomington’s residential and commerc..	76%	76%	75%	74%	76%	76%	65%	70%		
	Overall quality of the utility infrastructure in Bloomington (water, ..							87%	86%		
	Overall feeling of safety in Bloomington	93%	92%	91%	93%	93%	91%	93%	91%		
	Overall quality of natural environment in Bloomington	83%	84%	84%	86%	88%	84%	84%	83%		
	Overall quality of parks and recreation opportunities							81%	83%		
	Overall health and wellness opportunities in Bloomington	69%	75%	73%	73%	74%	70%	73%	73%		
	Overall opportunities for education, culture and the arts	75%	79%	75%	76%	78%	72%	72%	69%		
	Residents’ connection and engagement with their community	74%	76%	77%	76%	78%	73%	68%	69%		
In general, how many times do you:	Access the internet from your home using a computer, laptop or ta..							92%	94%		
	Access the internet from your cell phone							87%	88%		
	Visit social media sites such as Facebook, Twitter, Nextdoor, etc.							76%	72%		
	Use or check email							94%	95%		
	Share your opinions online							30%	28%		
	Shop online							47%	45%		
	Would you say that in general your health is:	66%	66%	65%	65%	65%	63%	69%	68%		
	What impact, if any, do you think the economy will have on your fa..	25%	27%	29%	39%	28%	37%	33%	29%	15%	31%

Methods (open participation)

As part of its participation in The National Community Survey™ (The NCST™), the City of Bloomington conducted a survey of 3,600 residents. Survey invitations were mailed to randomly selected households and data were collected from April 20, 2021 to June 8, 2021. The results from this main survey effort represent the most robust estimate of your residents’ opinions.

After the above data collection period was underway, a link to an online open participation survey was publicized by the City of Bloomington. The open participation survey was identical to the probability sample survey with two small updates; it included a map at the beginning asking where the respondent lived and also a question about where they heard about the survey. The open participation survey was open to all city residents and became available on May 25, 2021. The survey remained open for 3 weeks and there were 136 responses.





























The open participation survey data were not collected through a random sample and it is unknown who in the community was aware of the survey; therefore, a level of confidence in the representativeness of the sample cannot be estimated. However, to reduce bias where possible, these data were statistically weighted to match the demographic characteristics of the 2010 Census and 2017 American Community Survey estimates for adults in the City of Bloomington. The characteristics used for weighting were age, sex, race, Hispanic origin, housing type, housing tenure, and area. No adjustments were made for design effects. Weights were calculated using an iterative, multiplicative raking model known as the ANES Weighting Algorithm.* The results of the weighting scheme for the open participation survey are presented in the following table.





























* Pasek, J. (2010). ANES Weighting Algorithm. Retrieved from <https://web.stanford.edu/group/iriss/cgi-bin/anesrake/resources/RakingDescription.pdf>

































		Unweighted	Weighted	Target*
Age	18-34	10%	27%	27%
	35-54	38%	32%	32%
	55+	53%	41%	41%
Area	District 1	34%	25%	25%
	District 2	23%	23%	23%
	District 3	26%	26%	26%
	District 4	17%	26%	26%
Hispanic origin	Not Spanish, Hispanic or Latino	96%	93%	93%
	Spanish, Hispanic or Latino	4%	7%	7%
Housing tenure	Own	93%	68%	68%
	Rent	7%	32%	32%
Housing type	Attached	19%	41%	41%
	Detached	81%	59%	59%
Race & Hispanic origin	Not white alone	16%	23%	23%
	White alone, not Hispanic or Latino	84%	77%	77%
Sex	Female	50%	52%	52%
	Male	50%	48%	48%
Sex/age	Female 18-34	5%	13%	13%
	Female 35-54	18%	16%	16%
	Female 55+	26%	23%	23%
	Male 18-34	5%	14%	14%
	Male 35-54	20%	16%	16%
	Male 55+	26%	18%	18%

Open participation survey results

This dashboard contains a complete set of responses to each question on the open participation survey. By default, "don't know" responses are excluded, but may be added to the table using the response filter to the right. When a table for a question that only permitted a single response does not total to exactly 100%, it is due to the common practice of percentages being rounded to the nearest whole number.

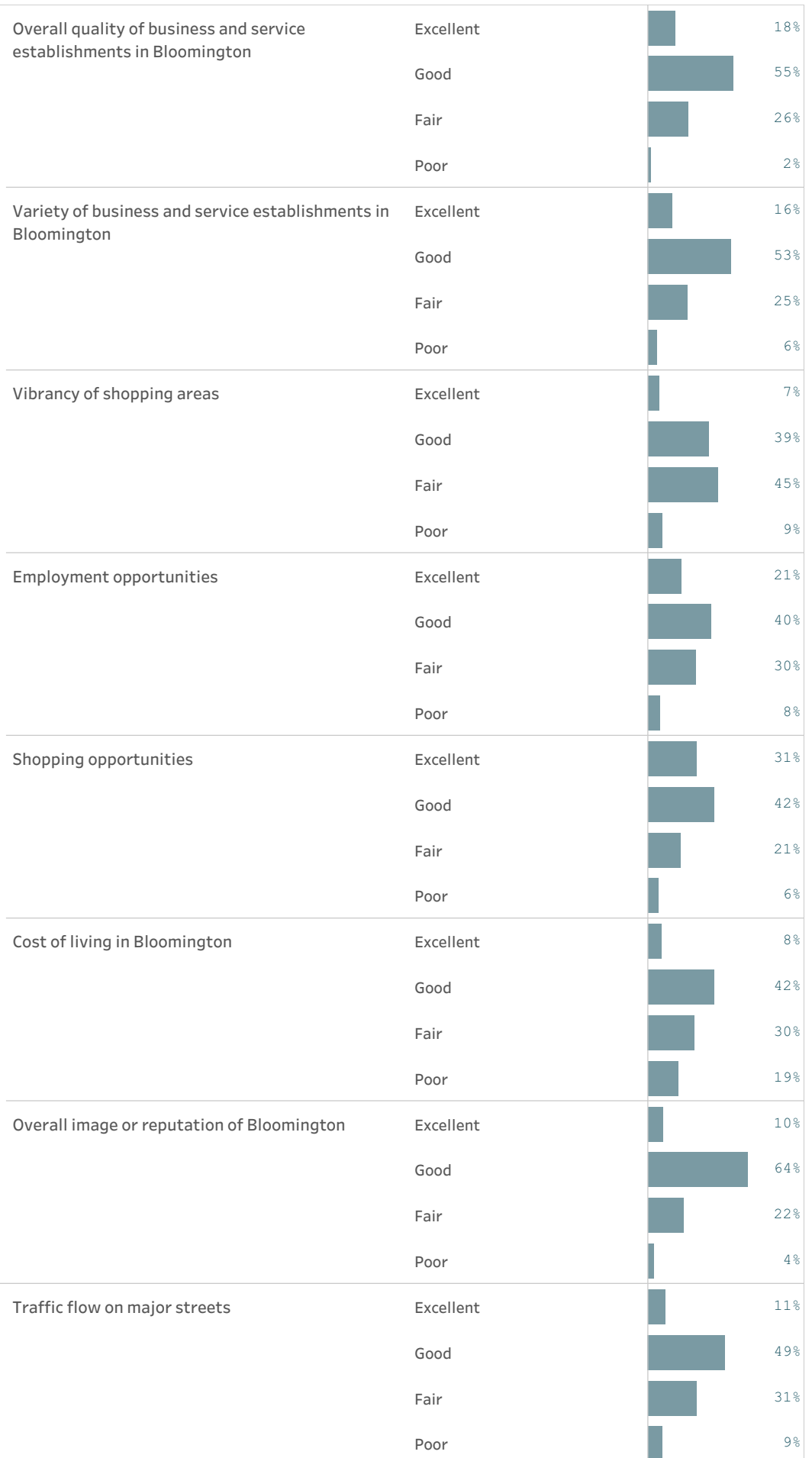
In which area of Bloomington do you live? (Please refer to the map above)	Area 1		25%	
	Area 2		23%	
	Area 3		26%	
	Area 4		26%	
	None of these/ I don't live in Bloomington		0%	
Please rate each of the following aspects of quality of life in Bloomington.	Bloomington as a place to live	Excellent		30%
		Good		55%
		Fair		15%
		Poor		1%
Your neighborhood as a place to live	Excellent		34%	
	Good		57%	
	Fair		9%	
	Poor		1%	
Bloomington as a place to raise children	Excellent		28%	
	Good		46%	
	Fair		23%	
	Poor		3%	
Bloomington as a place to work	Excellent		34%	
	Good		39%	
	Fair		23%	
	Poor		4%	
Bloomington as a place to visit	Excellent		19%	
	Good		53%	
	Fair		26%	
	Poor		3%	
Bloomington as a place to retire	Excellent		19%	
	Good		26%	
	Fair		23%	

Please rate each of the following aspects of quality of life in Bloomington.	Bloomington as a place to retire	Poor		31%
	The overall quality of life in Bloomington	Excellent		22%
		Good		59%
		Fair		18%
		Poor		1%
Sense of community	Excellent		12%	
	Good		36%	
	Fair		37%	
	Poor		15%	
Please rate each of the following characteristics as they relate to Bloomington as a whole.	Overall economic health of Bloomington	Excellent		16%
		Good		58%
		Fair		21%
		Poor		4%
	Overall quality of the transportation system (auto, bicycle, foot, bus) in Bloomington	Excellent		8%
		Good		40%
		Fair		35%
		Poor		17%
	Overall design or layout of Bloomington's residential and commercial areas (e.g., homes, buildings, streets, parks, etc.)	Excellent		12%
		Good		55%
Fair			29%	
Poor			4%	
Overall quality of the utility infrastructure in Bloomington (water, sewer, storm water, electric/gas)	Excellent		35%	
	Good		48%	
	Fair		17%	
	Poor		0%	
Overall feeling of safety in Bloomington	Excellent		18%	
	Good		55%	
	Fair		18%	
	Poor		9%	
Overall quality of natural environment in Bloomington	Excellent		35%	
	Good		45%	
	Fair		16%	

Please rate each of the following characteristics as they relate to Bloomington as a whole.	Overall quality of natural environment in Bloomington	Poor		4%
	Overall quality of parks and recreation opportunities	Excellent		32%
		Good		52%
		Fair		14%
		Poor		1%
	Overall health and wellness opportunities in Bloomington	Excellent		21%
		Good		55%
		Fair		18%
		Poor		6%
	Overall opportunities for education, culture and the arts	Excellent		24%
		Good		46%
		Fair		21%
		Poor		9%
	Residents' connection and engagement with their community	Excellent		14%
		Good		43%
		Fair		31%
Poor			12%	
Please indicate how likely or unlikely you are to do each of the following.	Recommend living in Bloomington to someone who asks	Very likely		36%
		Somewhat likely		47%
		Somewhat unlikely		6%
		Very unlikely		11%
	Remain in Bloomington for the next five years	Very likely		66%
		Somewhat likely		17%
		Somewhat unlikely		5%
		Very unlikely		12%
Please rate how safe or unsafe you feel:	In your neighborhood during the day	Very safe		67%
		Somewhat safe		21%
		Neither safe nor unsafe		2%
		Somewhat unsafe		8%
		Very unsafe		2%
	In Bloomington's commercial areas during the day	Very safe		54%
	Somewhat safe		30%	

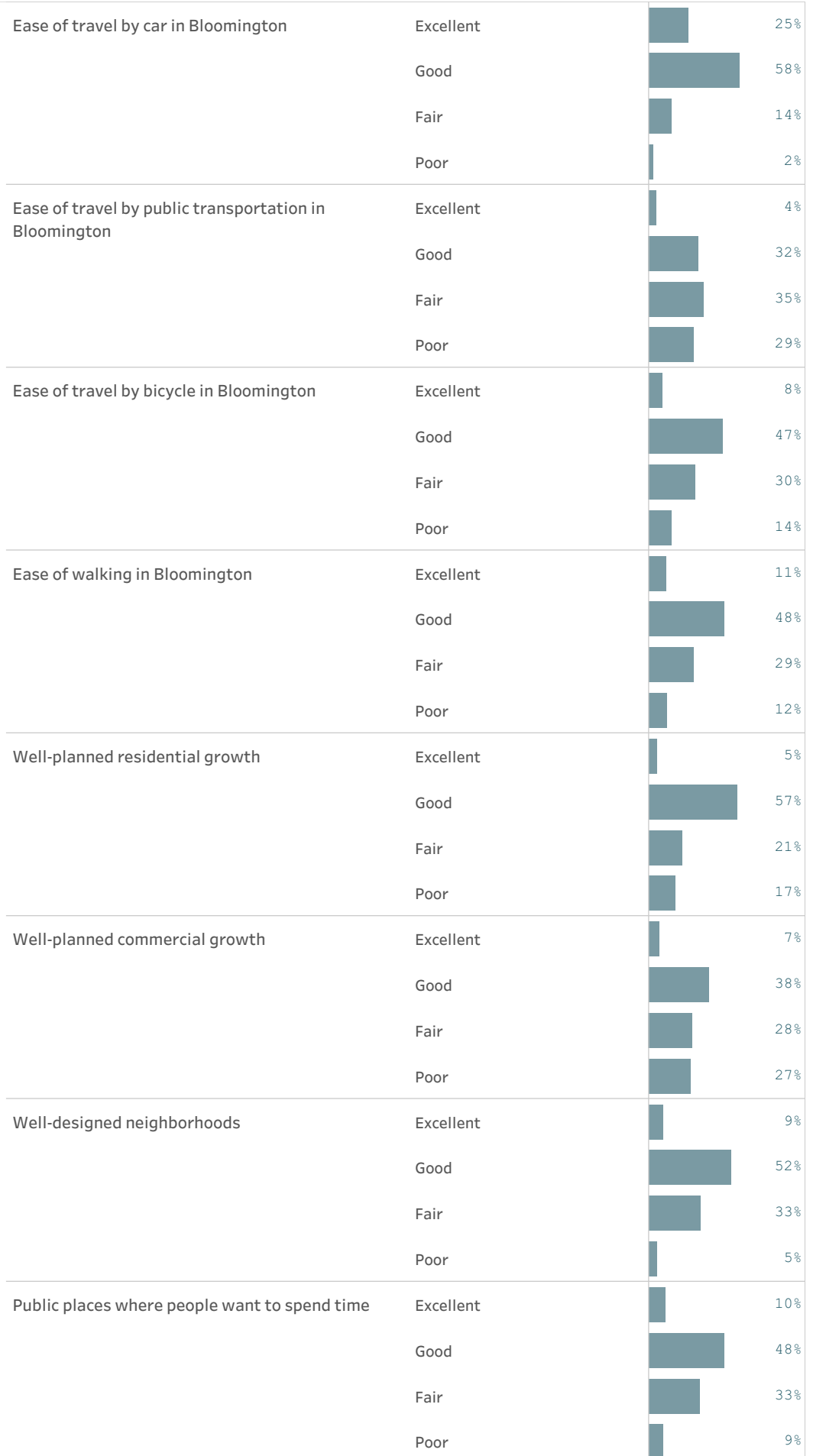
Please rate how safe or unsafe you feel:	In Bloomington's commercial areas during the day	Neither safe nor unsafe	8%
		Somewhat unsafe	6%
		Very unsafe	2%
	From property crime	Very safe	21%
		Somewhat safe	50%
		Neither safe nor unsafe	14%
		Somewhat unsafe	8%
		Very unsafe	7%
	From violent crime	Very safe	53%
		Somewhat safe	24%
		Neither safe nor unsafe	10%
		Somewhat unsafe	6%
		Very unsafe	6%
	From fire, flood or other natural disaster	Very safe	58%
		Somewhat safe	34%
Neither safe nor unsafe		8%	
Please rate the job you feel the Bloomington community does at each of the following.	Making all residents feel welcome	Excellent	12%
		Good	50%
		Fair	37%
		Poor	2%
	Attracting people from diverse backgrounds	Excellent	19%
		Good	37%
		Fair	41%
		Poor	4%
	Valuing/respecting residents from diverse backgrounds	Excellent	17%
		Good	43%
		Fair	29%
		Poor	10%
	Taking care of vulnerable residents (elderly, disabled, homeless, etc.)	Excellent	10%
		Good	53%
		Fair	12%
		Poor	24%

Please rate each of the following characteristics as they relate to Bloomington as a whole.

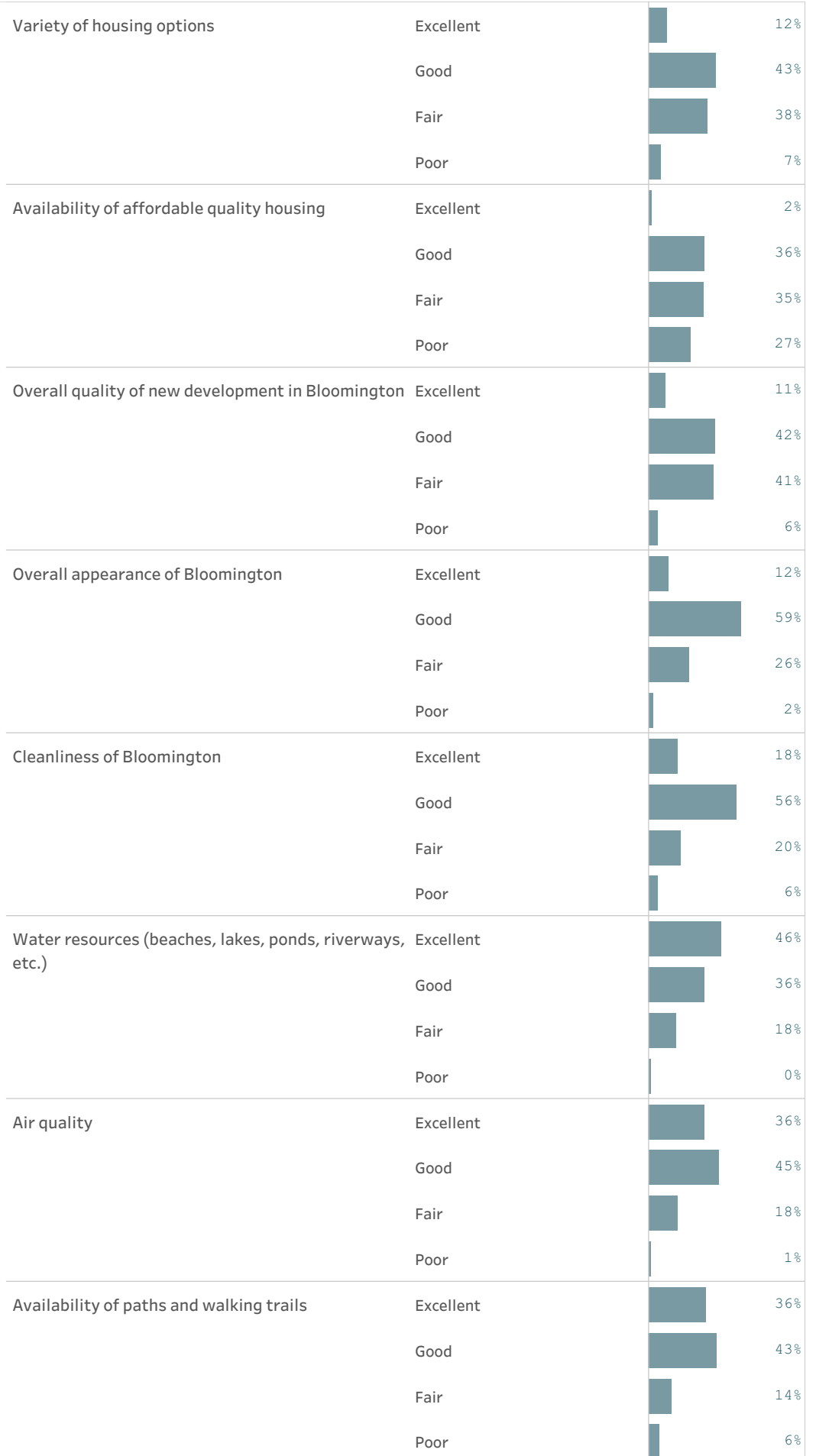


Please rate each of the following characteristics as they relate to Bloomington as a whole.

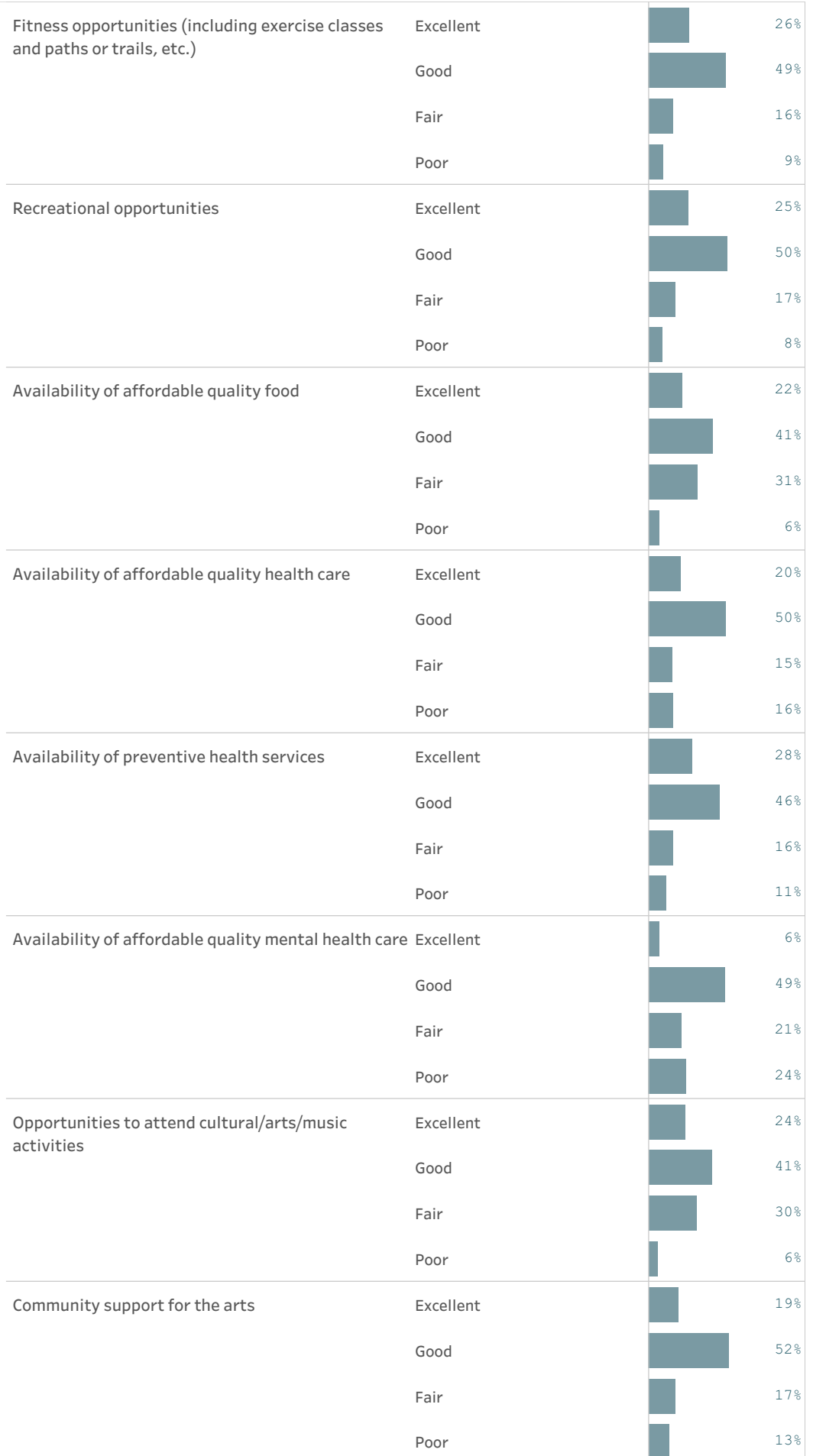
Please rate each of the following characteristics as they relate to Bloomington as a whole.



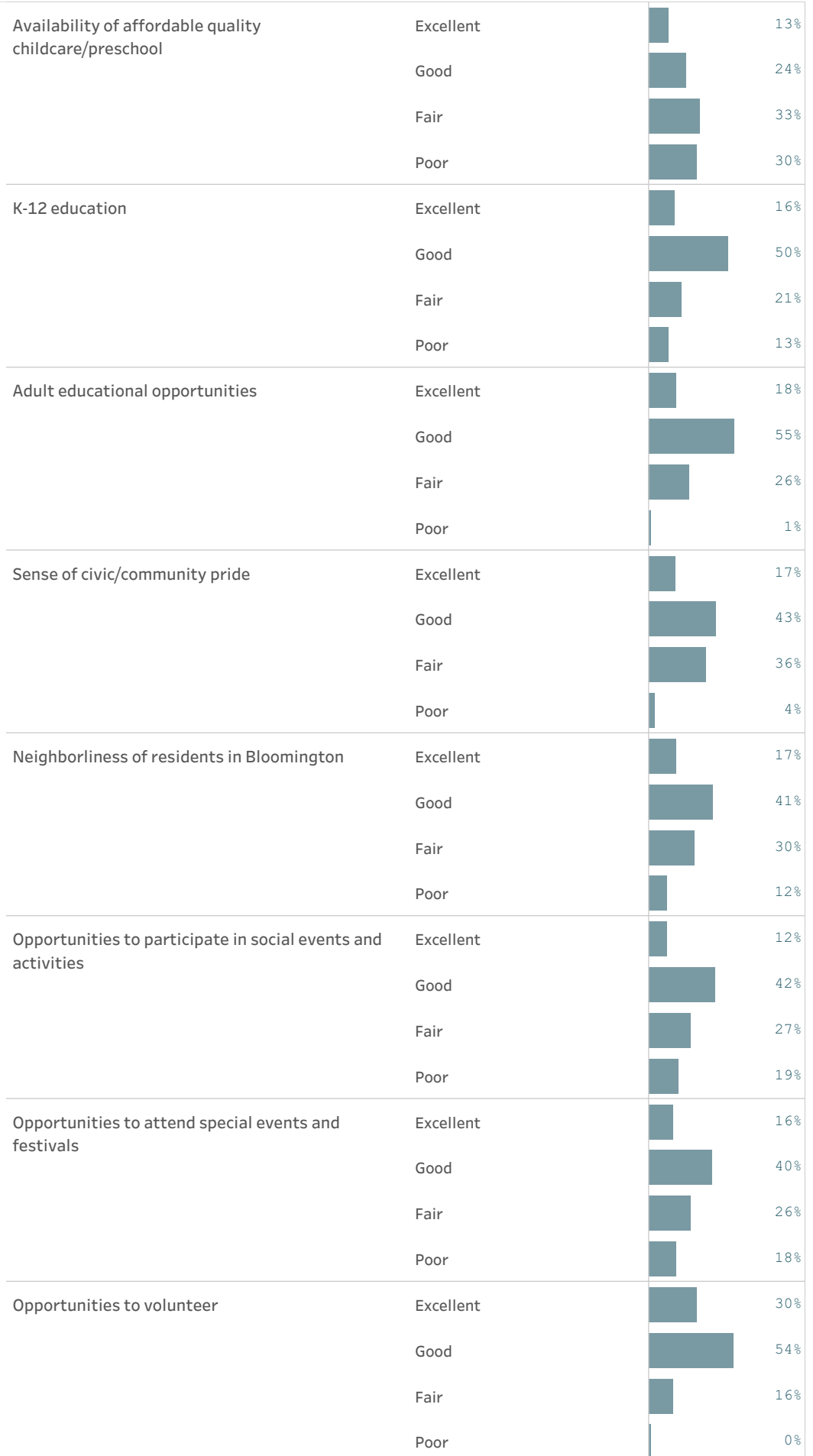
Please rate each of the following characteristics as they relate to Bloomington as a whole.



































Please rate each of the following characteristics as they relate to Bloomington as a whole.

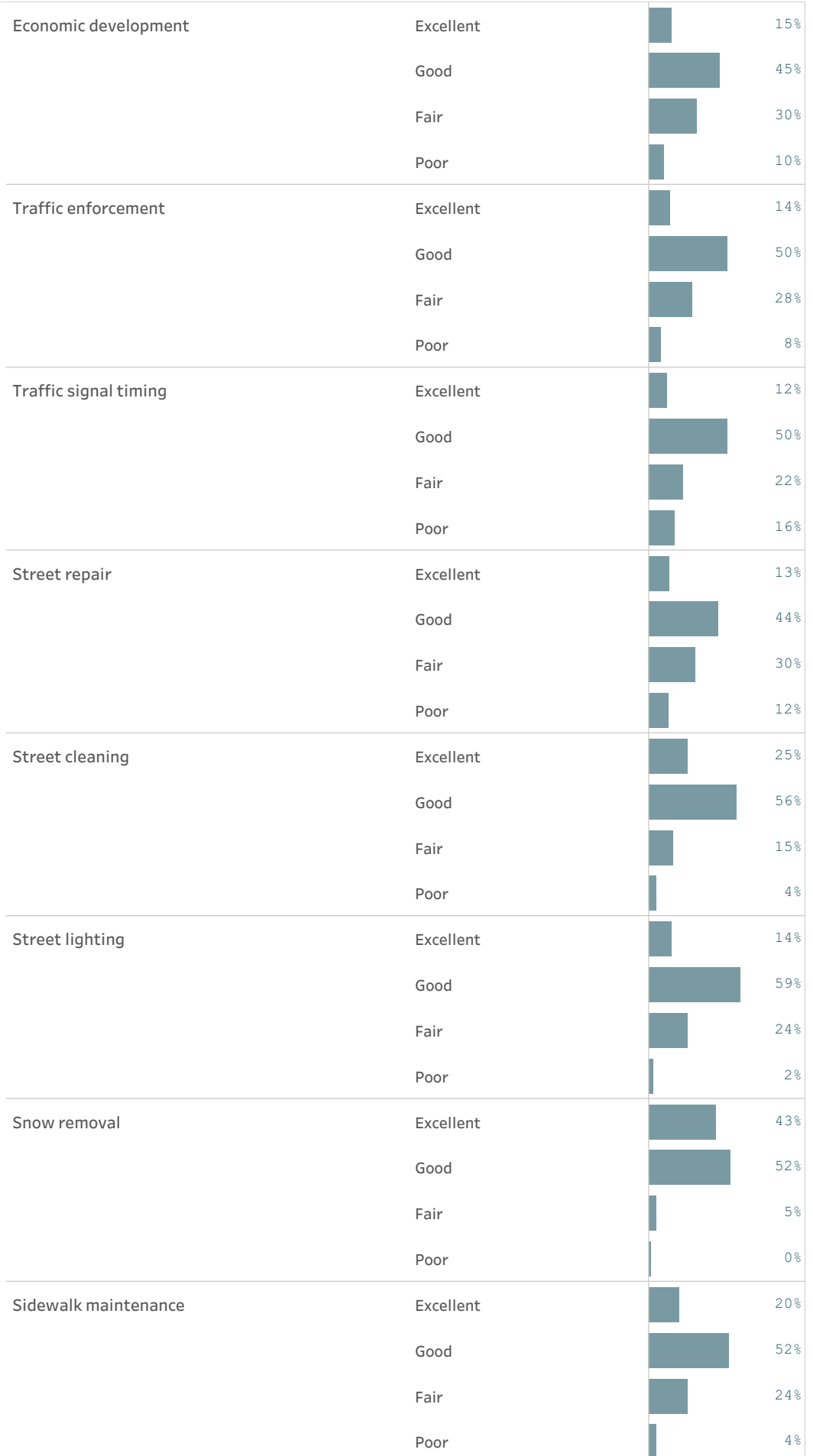


Please rate each of the following characteristics as they relate to Bloomington as a whole.

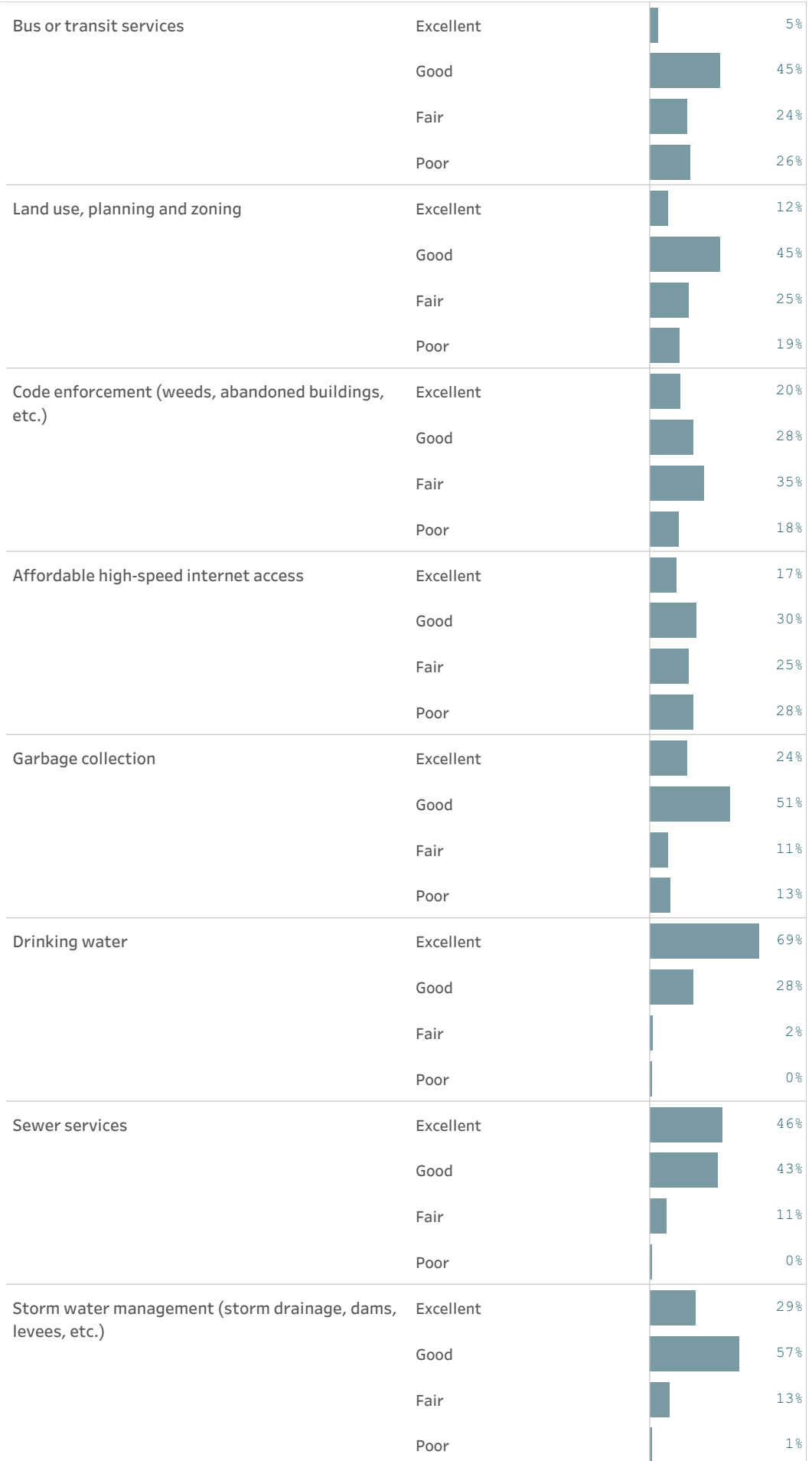


Please rate each of the following characteristics as they relate to Bloomington as a whole.	Opportunities to participate in community matters	Excellent		21%
		Good		43%
		Fair		22%
		Poor		14%
	Openness and acceptance of the community toward people of diverse backgrounds	Excellent		14%
		Good		39%
		Fair		37%
		Poor		10%
Please indicate whether or not you have done each of the following in the last 12 months.	Contacted the City of Bloomington (in-person, phone, email or web) for help or information	No		43%
		Yes		57%
	Contacted Bloomington elected officials (in-person, phone, email or web) to express your opinion	No		59%
		Yes		41%
	Attended a local public meeting (of local elected officials like City Council or County Commissioners, advisory boards, town halls, HOA, neighborhood w..	No		74%
		Yes		26%
	Watched (online or on television) a local public meeting	No		48%
		Yes		52%
	Volunteered your time to some group/activity in Bloomington	No		63%
		Yes		37%
	Campaigned or advocated for a local issue, cause or candidate	No		66%
		Yes		34%
	Voted in your most recent local election	No		7%
		Yes		93%
	Used bus, rail, or other public transportation instead of driving	No		79%
		Yes		21%
	Carpooled with other adults or children instead of driving alone	No		61%
		Yes		39%
	Walked or biked instead of driving	No		47%
		Yes		53%
Please rate the quality of each of the following services in Bloomington.	Public information services	Excellent		20%
		Good		55%
		Fair		23%
		Poor		3%

































Please rate the quality of each of the following services in Bloomington.



































































Please rate the quality of each of the following services in Bloomington.



































Please rate the quality of each of the following services in Bloomington.

Utility billing	Excellent		18%
	Good		49%
	Fair		28%
	Poor		6%
Police services	Excellent		44%
	Good		36%
	Fair		12%
	Poor		8%
Crime prevention	Excellent		18%
	Good		56%
	Fair		14%
	Poor		12%
Animal control	Excellent		34%
	Good		55%
	Fair		9%
	Poor		3%
Ambulance or emergency medical services	Excellent		39%
	Good		58%
	Fair		3%
Fire services	Excellent		62%
	Good		37%
	Fair		1%
Fire prevention and education	Excellent		53%
	Good		34%
	Fair		11%
	Poor		1%
Emergency preparedness (services that prepare the community for natural disasters or other emergency situations)	Excellent		33%
	Good		46%
	Fair		18%
	Poor		3%
Preservation of natural areas (open space and greenbelts)	Excellent		28%
	Good		54%

































Please rate the quality of each of the following services in Bloomington.			
Preservation of natural areas (open space and greenbelts)	Fair		10%
	Poor		8%
Bloomington open space	Excellent		25%
	Good		51%
	Fair		22%
	Poor		2%
Recycling	Excellent		17%
	Good		69%
	Fair		12%
	Poor		2%
Yard waste pick-up	Excellent		19%
	Good		67%
	Fair		10%
	Poor		5%
City parks	Excellent		28%
	Good		60%
	Fair		12%
	Poor		0%
Recreation programs or classes	Excellent		17%
	Good		59%
	Fair		17%
	Poor		6%
Recreation centers or facilities	Excellent		15%
	Good		57%
	Fair		23%
	Poor		6%
Health services	Excellent		21%
	Good		63%
	Fair		6%
	Poor		11%
Overall customer service by Bloomington employees (police, receptionists, planners, etc.)	Excellent		33%
	Good		41%

Please rate the quality of each of the following services in Bloomington.	Overall customer service by Bloomington employees (police, receptionists, planners, etc.)	Fair		21%
		Poor		6%
Please rate the following categories of Bloomington government performance.	The value of services for the taxes paid to Bloomington	Excellent		23%
		Good		40%
		Fair		18%
		Poor		19%
	The overall direction that Bloomington is taking	Excellent		19%
		Good		36%
		Fair		24%
		Poor		21%
	The job Bloomington government does at welcoming resident involvement	Excellent		13%
		Good		43%
		Fair		19%
		Poor		24%
Overall confidence in Bloomington government	Excellent		14%	
	Good		34%	
	Fair		25%	
	Poor		27%	
Generally acting in the best interest of the community	Excellent		22%	
	Good		30%	
	Fair		18%	
	Poor		30%	
Being honest	Excellent		16%	
	Good		38%	
	Fair		15%	
	Poor		32%	
Being open and transparent to the public	Excellent		19%	
	Good		28%	
	Fair		17%	
	Poor		35%	
Informing residents about issues facing the community	Excellent		22%	
	Good		42%	

Please rate the following categories of Bloomington government performance.	Informing residents about issues facing the community	Fair		15%	
		Poor		21%	
	Treating all residents fairly	Excellent		20%	
		Good		37%	
		Fair		20%	
		Poor		23%	
	Treating residents with respect	Excellent		25%	
		Good		32%	
		Fair		19%	
		Poor		23%	
	Overall, how would you rate the quality of the services provided by each of the following?	The City of Bloomington	Excellent		31%
			Good		45%
Fair				12%	
Poor				13%	
The Federal Government		Excellent		4%	
		Good		48%	
		Fair		32%	
		Poor		16%	
Please rate how important, if at all, you think it is for the Bloomington community to focus on each of the following in the coming two years.	Overall economic health of Bloomington	Essential		45%	
		Very important		33%	
		Somewhat important		18%	
		Not at all important		4%	
	Overall quality of the transportation system (auto, bicycle, foot, bus) in Bloomington	Essential		17%	
		Very important		50%	
		Somewhat important		21%	
		Not at all important		12%	
	Overall design or layout of Bloomington's residential and commercial areas (e.g., homes, buildings, streets, parks, etc.)	Essential		12%	
		Very important		50%	
		Somewhat important		33%	
		Not at all important		5%	
	Overall quality of the utility infrastructure in Bloomington (water, sewer, storm water, electric/gas)	Essential		32%	
		Very important		44%	

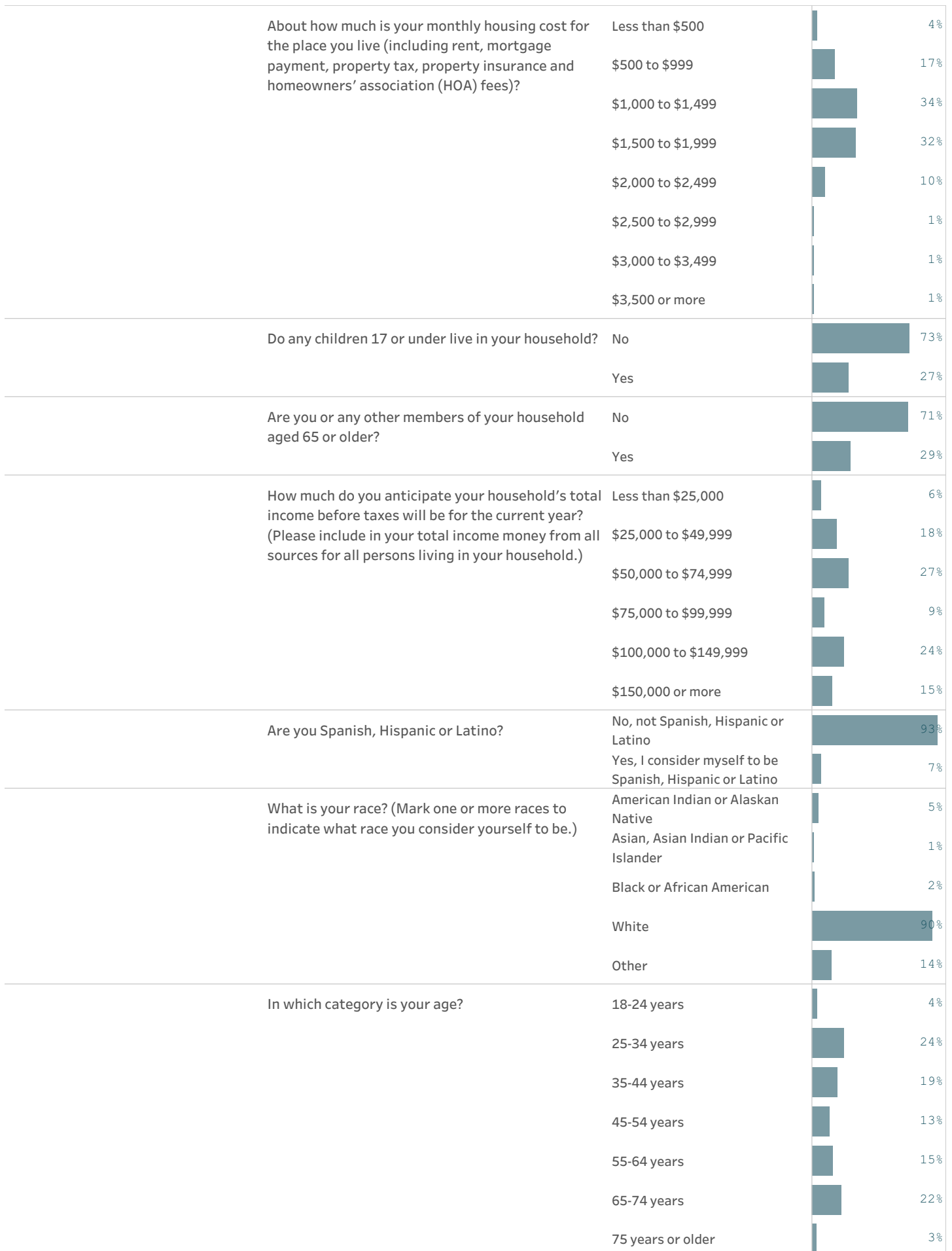
Please rate how important, if at all, you think it is for the Bloomington community to focus on each of the following in the coming two years.	Overall quality of the utility infrastructure in Bloomington (water, sewer, storm water, electric/gas)	Somewhat important		24%
		Not at all important		0%
Overall feeling of safety in Bloomington	Essential		38%	
	Very important		47%	
	Somewhat important		12%	
	Not at all important		4%	
Overall quality of natural environment in Bloomington	Essential		33%	
	Very important		48%	
	Somewhat important		18%	
	Not at all important		2%	
Overall quality of parks and recreation opportunities	Essential		32%	
	Very important		40%	
	Somewhat important		26%	
	Not at all important		1%	
Overall health and wellness opportunities in Bloomington	Essential		23%	
	Very important		42%	
	Somewhat important		28%	
	Not at all important		7%	
Overall opportunities for education, culture and the arts	Essential		24%	
	Very important		45%	
	Somewhat important		22%	
	Not at all important		9%	
Residents' connection and engagement with their community	Essential		21%	
	Very important		43%	
	Somewhat important		31%	
	Not at all important		5%	
How welcoming, if at all, do you think your community is for:	People who are Arabic or Middle Eastern	Very welcoming		28%
		Moderately welcoming		38%
		Slightly welcoming		25%
		Not welcoming		9%
People who are Asian, Asian Indian or Pacific Islander	Very welcoming		32%	
	Moderately welcoming		52%	

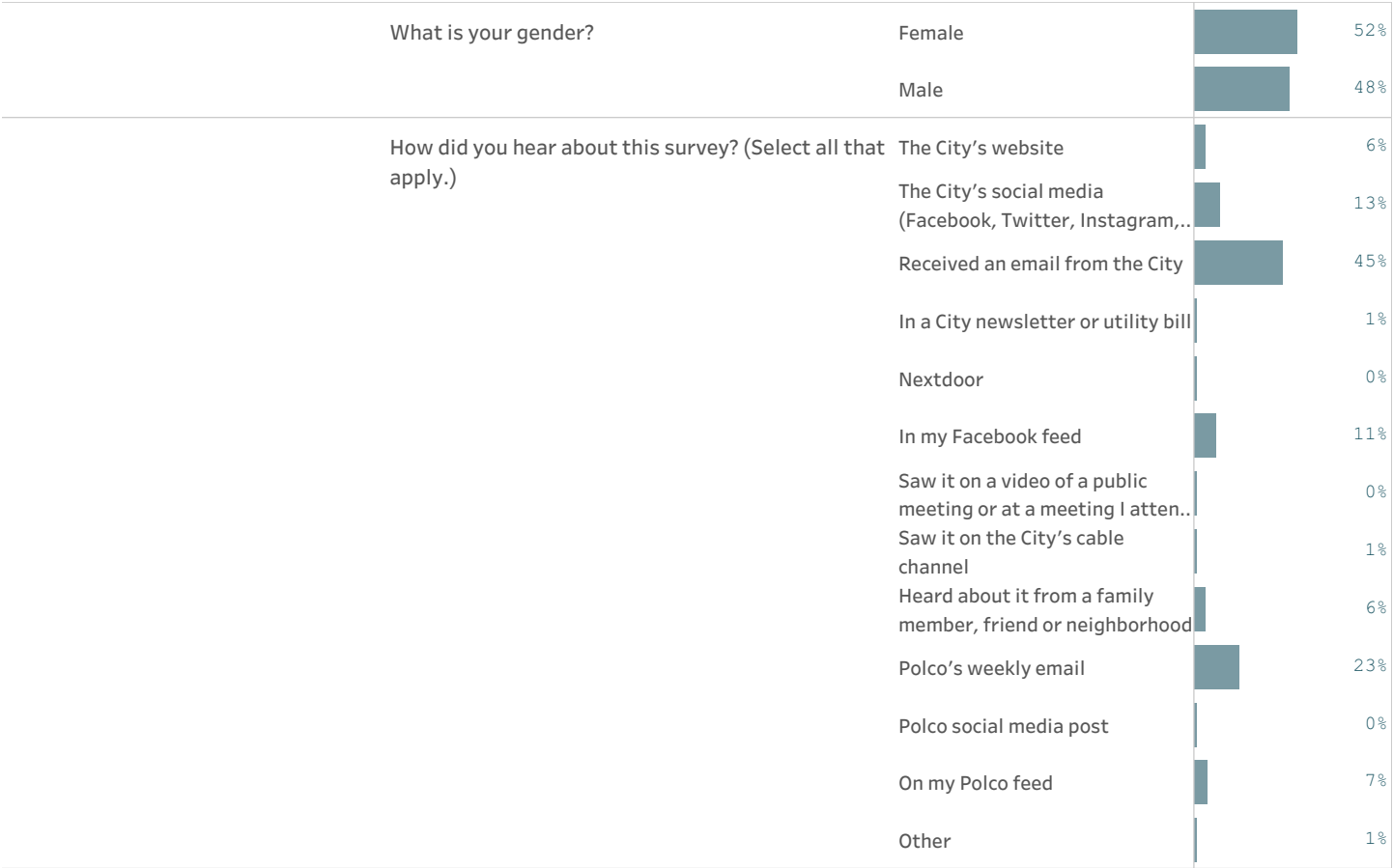
How welcoming, if at all, do you think your community is for:			
People who are Asian, Asian Indian or Pacific Islander	Slightly welcoming		10%
	Not welcoming		6%
People who are Black or African American	Very welcoming		27%
	Moderately welcoming		38%
	Slightly welcoming		21%
	Not welcoming		14%
People who are Hispanic or Latino	Very welcoming		33%
	Moderately welcoming		40%
	Slightly welcoming		20%
	Not welcoming		7%
People who are American Indian or Alaskan Native	Very welcoming		25%
	Moderately welcoming		44%
	Slightly welcoming		24%
	Not welcoming		6%
People who are White	Very welcoming		71%
	Moderately welcoming		24%
	Slightly welcoming		3%
	Not welcoming		2%
People whose first language is not English	Very welcoming		21%
	Moderately welcoming		32%
	Slightly welcoming		29%
	Not welcoming		18%
People who are not U.S. citizens	Very welcoming		22%
	Moderately welcoming		34%
	Slightly welcoming		29%
	Not welcoming		14%
People who identify as lesbian, gay, bisexual or other non-straight sexual identities	Very welcoming		32%
	Moderately welcoming		43%
	Slightly welcoming		19%
	Not welcoming		6%
People who identify as transgender	Very welcoming		29%
	Moderately welcoming		40%

How welcoming, if at all, do you think your community is for:	People who identify as transgender	Slightly welcoming		22%
		Not welcoming		9%
How much of a priority, if at all, should it be for the City of Bloomington to focus on each of the following?	Creating a diverse, inclusive, and fair community	High priority		40%
		Moderate priority		41%
		Low priority		7%
		Not a priority		12%
		Addressing social, economic, and racial equity differences in jobs	High priority	
		Moderate priority		35%
		Low priority		11%
		Not a priority		17%
	Addressing social, economic, and racial equity differences in housing	High priority		43%
		Moderate priority		37%
		Low priority		3%
		Not a priority		18%
	Addressing social, economic, and racial equity differences in health	High priority		46%
		Moderate priority		32%
		Low priority		4%
		Not a priority		18%
	Addressing social, economic, and racial equity differences in education	High priority		55%
		Moderate priority		24%
		Low priority		4%
		Not a priority		17%
	Addressing social, economic, and racial equity differences in the criminal justice system	High priority		49%
		Moderate priority		33%
		Low priority		7%
		Not a priority		11%
	Hiring more diverse staff	High priority		27%
		Moderate priority		41%
		Low priority		13%
		Not a priority		19%
	Recruiting diverse people into positions of local government leadership	High priority		30%
		Moderate priority		41%

How much of a priority, if at all, should it be for the City of Bloomington to focus on each of the following?	Recruiting diverse people into positions of local government leadership	Low priority		15%
		Not a priority		14%
We know the COVID-19 pandemic is challenging in many ways. Please rate how much of a problem, if at all, the following are for your household CURRENTLY.	Loss of employment income	Major problem		10%
		Moderate problem		17%
		Minor problem		3%
		Not a problem		70%
	Loss of income from retirement savings	Major problem		8%
		Moderate problem		5%
		Minor problem		20%
		Not a problem		67%
	Loss of housing	Moderate problem		4%
		Minor problem		2%
		Not a problem		94%
	Lack of paid sick leave or time off benefits from employer	Major problem		10%
		Moderate problem		3%
		Minor problem		8%
		Not a problem		79%
	In general, how many times do you:	Access the internet from your home using a computer, laptop or tablet computer	Several times a day	
Once a day				13%
A few times a week				1%
Every few weeks				1%
Less often or never				3%
Access the internet from your cell phone		Several times a day		83%
		Once a day		6%
		A few times a week		6%
		Every few weeks		0%
		Less often or never		6%
Visit social media sites such as Facebook, Twitter, Nextdoor, etc.		Several times a day		57%
		Once a day		20%
		A few times a week		7%
		Every few weeks		1%
		Less often or never		14%

In general, how many times do you:	Use or check email	Several times a day		80%
		Once a day		19%
		A few times a week		1%
Share your opinions online		Several times a day		18%
		Once a day		9%
		A few times a week		20%
		Every few weeks		18%
		Less often or never		35%
Shop online		Several times a day		8%
		Once a day		6%
		A few times a week		41%
		Every few weeks		34%
		Less often or never		11%
Would you say that in general your health is:		Excellent		11%
		Very good		56%
		Good		24%
		Fair		10%
What impact, if any, do you think the economy will have on your family income in the next 6 months? Do you think the impact will be:		Very positive		6%
		Somewhat positive		29%
		Neutral		50%
		Somewhat negative		15%
		Very negative		1%
How many years have you lived in Bloomington?		Less than 2 years		6%
		2-5 years		21%
		6-10 years		10%
		11-20 years		15%
		More than 20 years		48%
Which best describes the building you live in?		One family house detached from any other houses		59%
		Building with two or more homes (duplex, townhome, apa..		41%
		Other		0%
Do you rent of own your home?		Rent		32%
		Own		68%





The City of Bloomington 2021 Community Survey

Please complete this survey if you are the adult (age 18 or older) in the household who most recently had a birthday (the year of birth does not matter). Your responses are anonymous and will be reported in group form only.

1. Please rate each of the following aspects of quality of life in Bloomington.

	<u>Excellent</u>	<u>Good</u>	<u>Fair</u>	<u>Poor</u>	<u>Don't know</u>
Bloomington as a place to live.....	1	2	3	4	5
Your neighborhood as a place to live	1	2	3	4	5
Bloomington as a place to raise children.....	1	2	3	4	5
Bloomington as a place to work	1	2	3	4	5
Bloomington as a place to visit	1	2	3	4	5
Bloomington as a place to retire.....	1	2	3	4	5
The overall quality of life in Bloomington.....	1	2	3	4	5
Sense of community.....	1	2	3	4	5

2. Please rate each of the following characteristics as they relate to Bloomington as a whole.

	<u>Excellent</u>	<u>Good</u>	<u>Fair</u>	<u>Poor</u>	<u>Don't know</u>
Overall economic health of Bloomington	1	2	3	4	5
Overall quality of the transportation system (auto, bicycle, foot, bus) in Bloomington	1	2	3	4	5
Overall design or layout of Bloomington's residential and commercial areas (e.g., homes, buildings, streets, parks, etc.)	1	2	3	4	5
Overall quality of the utility infrastructure in Bloomington (water, sewer, storm water, electric/gas)	1	2	3	4	5
Overall feeling of safety in Bloomington.....	1	2	3	4	5
Overall quality of natural environment in Bloomington	1	2	3	4	5
Overall quality of parks and recreation opportunities.....	1	2	3	4	5
Overall health and wellness opportunities in Bloomington.....	1	2	3	4	5
Overall opportunities for education, culture and the arts.....	1	2	3	4	5
Residents' connection and engagement with their community	1	2	3	4	5

3. Please indicate how likely or unlikely you are to do each of the following.

	<u>Very likely</u>	<u>Somewhat likely</u>	<u>Somewhat unlikely</u>	<u>Very unlikely</u>	<u>Don't know</u>
Recommend living in Bloomington to someone who asks	1	2	3	4	5
Remain in Bloomington for the next five years	1	2	3	4	5

4. Please rate how safe or unsafe you feel:

	<u>Very safe</u>	<u>Somewhat safe</u>	<u>Neither safe nor unsafe</u>	<u>Somewhat unsafe</u>	<u>Very unsafe</u>	<u>Don't know</u>
In your neighborhood during the day.....	1	2	3	4	5	6
In Bloomington's commercial areas during the day	1	2	3	4	5	6
From property crime.....	1	2	3	4	5	6
From violent crime.....	1	2	3	4	5	6
From fire, flood or other natural disaster	1	2	3	4	5	6

5. Please rate the job you feel the Bloomington community does at each of the following.

	<u>Excellent</u>	<u>Good</u>	<u>Fair</u>	<u>Poor</u>	<u>Don't know</u>
Making all residents feel welcome	1	2	3	4	5
Attracting people from diverse backgrounds.....	1	2	3	4	5
Valuing/respecting residents from diverse backgrounds.....	1	2	3	4	5
Taking care of vulnerable residents (elderly, disabled, homeless, etc.).....	1	2	3	4	5

6. Please rate each of the following characteristics as they relate to Bloomington as a whole.

	<u>Excellent</u>	<u>Good</u>	<u>Fair</u>	<u>Poor</u>	<u>Don't know</u>
Overall quality of business and service establishments in Bloomington	1	2	3	4	5
Variety of business and service establishments in Bloomington.....	1	2	3	4	5
Vibrancy of shopping areas	1	2	3	4	5
Employment opportunities	1	2	3	4	5
Shopping opportunities	1	2	3	4	5
Cost of living in Bloomington.....	1	2	3	4	5
Overall image or reputation of Bloomington.....	1	2	3	4	5

7. Please rate each of the following characteristics as they relate to Bloomington as a whole.

	<u>Excellent</u>	<u>Good</u>	<u>Fair</u>	<u>Poor</u>	<u>Don't know</u>
Traffic flow on major streets.....	1	2	3	4	5
Ease of travel by car in Bloomington.....	1	2	3	4	5
Ease of travel by public transportation in Bloomington.....	1	2	3	4	5
Ease of travel by bicycle in Bloomington.....	1	2	3	4	5
Ease of walking in Bloomington.....	1	2	3	4	5
Well-planned residential growth.....	1	2	3	4	5
Well-planned commercial growth.....	1	2	3	4	5
Well-designed neighborhoods.....	1	2	3	4	5
Public places where people want to spend time.....	1	2	3	4	5
Variety of housing options.....	1	2	3	4	5
Availability of affordable quality housing.....	1	2	3	4	5
Overall quality of new development in Bloomington.....	1	2	3	4	5
Overall appearance of Bloomington.....	1	2	3	4	5
Cleanliness of Bloomington.....	1	2	3	4	5
Water resources (beaches, lakes, ponds, riverways, etc.).....	1	2	3	4	5
Air quality.....	1	2	3	4	5
Availability of paths and walking trails.....	1	2	3	4	5
Fitness opportunities (including exercise classes and paths or trails, etc.)... ..	1	2	3	4	5
Recreational opportunities.....	1	2	3	4	5
Availability of affordable quality food.....	1	2	3	4	5
Availability of affordable quality health care.....	1	2	3	4	5
Availability of preventive health services.....	1	2	3	4	5
Availability of affordable quality mental health care.....	1	2	3	4	5
Opportunities to attend cultural/arts/music activities.....	1	2	3	4	5
Community support for the arts.....	1	2	3	4	5
Availability of affordable quality childcare/preschool.....	1	2	3	4	5
K-12 education.....	1	2	3	4	5
Adult educational opportunities.....	1	2	3	4	5
Sense of civic/community pride.....	1	2	3	4	5
Neighborliness of residents in Bloomington.....	1	2	3	4	5
Opportunities to participate in social events and activities.....	1	2	3	4	5
Opportunities to attend special events and festivals.....	1	2	3	4	5
Opportunities to volunteer.....	1	2	3	4	5
Opportunities to participate in community matters.....	1	2	3	4	5
Openness and acceptance of the community toward people of diverse backgrounds.....	1	2	3	4	5

8. Please indicate whether or not you have done each of the following in the last 12 months.

	<u>No</u>	<u>Yes</u>
Contacted the City of Bloomington (in-person, phone, email or web) for help or information.....	1	2
Contacted Bloomington elected officials (in-person, phone, email or web) to express your opinion.....	1	2
Attended a local public meeting (of local elected officials like City Council or County Commissioners, advisory boards, town halls, HOA, neighborhood watch, etc.).....	1	2
Watched (online or on television) a local public meeting.....	1	2
Volunteered your time to some group/activity in Bloomington.....	1	2
Campaigned or advocated for a local issue, cause or candidate.....	1	2
Voted in your most recent local election.....	1	2
Used bus, rail, or other public transportation instead of driving.....	1	2
Carpooled with other adults or children instead of driving alone.....	1	2
Walked or biked instead of driving.....	1	2

The City of Bloomington 2021 Community Survey

9. Please rate the quality of each of the following services in Bloomington.

	<u>Excellent</u>	<u>Good</u>	<u>Fair</u>	<u>Poor</u>	<u>Don't know</u>
Public information services.....	1	2	3	4	5
Economic development.....	1	2	3	4	5
Traffic enforcement.....	1	2	3	4	5
Traffic signal timing.....	1	2	3	4	5
Street repair.....	1	2	3	4	5
Street cleaning.....	1	2	3	4	5
Street lighting.....	1	2	3	4	5
Snow removal.....	1	2	3	4	5
Sidewalk maintenance.....	1	2	3	4	5
Bus or transit services.....	1	2	3	4	5
Land use, planning, and zoning.....	1	2	3	4	5
Code enforcement (weeds, abandoned buildings, etc.).....	1	2	3	4	5
Affordable high-speed internet access.....	1	2	3	4	5
Garbage collection.....	1	2	3	4	5
Drinking water.....	1	2	3	4	5
Sewer services.....	1	2	3	4	5
Storm water management (storm drainage, dams, levees, etc.).....	1	2	3	4	5
Utility billing.....	1	2	3	4	5
Police services.....	1	2	3	4	5
Crime prevention.....	1	2	3	4	5
Animal control.....	1	2	3	4	5
Ambulance or emergency medical services.....	1	2	3	4	5
Fire services.....	1	2	3	4	5
Fire prevention and education.....	1	2	3	4	5
Emergency preparedness (services that prepare the community for natural disasters or other emergency situations).....	1	2	3	4	5
Preservation of natural areas (open space and greenbelts).....	1	2	3	4	5
Bloomington open space.....	1	2	3	4	5
Recycling.....	1	2	3	4	5
Yard waste pick-up.....	1	2	3	4	5
City parks.....	1	2	3	4	5
Recreation programs or classes.....	1	2	3	4	5
Recreation centers or facilities.....	1	2	3	4	5
Health services.....	1	2	3	4	5
Overall customer service by Bloomington employees (police, receptionists, planners, etc.).....	1	2	3	4	5

10. Please rate the following categories of Bloomington government performance.

	<u>Excellent</u>	<u>Good</u>	<u>Fair</u>	<u>Poor</u>	<u>Don't know</u>
The value of services for the taxes paid to Bloomington.....	1	2	3	4	5
The overall direction that Bloomington is taking.....	1	2	3	4	5
The job Bloomington government does at welcoming resident involvement.....	1	2	3	4	5
Overall confidence in Bloomington government.....	1	2	3	4	5
Generally acting in the best interest of the community.....	1	2	3	4	5
Being honest.....	1	2	3	4	5
Being open and transparent to the public.....	1	2	3	4	5
Informing residents about issues facing the community.....	1	2	3	4	5
Treating all residents fairly.....	1	2	3	4	5
Treating residents with respect.....	1	2	3	4	5

11. Overall, how would you rate the quality of the services provided by each of the following?

	<u>Excellent</u>	<u>Good</u>	<u>Fair</u>	<u>Poor</u>	<u>Don't know</u>
The City of Bloomington.....	1	2	3	4	5
The Federal Government.....	1	2	3	4	5

12. Please rate how important, if at all, you think it is for the Bloomington community to focus on each of the following in the coming two years.

	<u>Essential</u>	<u>Very important</u>	<u>Somewhat important</u>	<u>Not at all important</u>
Overall economic health of Bloomington	1	2	3	4
Overall quality of the transportation system (auto, bicycle, foot, bus) in Bloomington	1	2	3	4
Overall design or layout of Bloomington’s residential and commercial areas (e.g., homes, buildings, streets, parks, etc.)	1	2	3	4
Overall quality of the utility infrastructure in Bloomington (water, sewer, storm water, electric/gas)	1	2	3	4
Overall feeling of safety in Bloomington	1	2	3	4
Overall quality of natural environment in Bloomington	1	2	3	4
Overall quality of parks and recreation opportunities	1	2	3	4
Overall health and wellness opportunities in Bloomington	1	2	3	4
Overall opportunities for education, culture and the arts	1	2	3	4
Residents’ connection and engagement with their community	1	2	3	4

13. How welcoming, if at all, do you think your community is for:

	<u>Very welcoming</u>	<u>Moderately welcoming</u>	<u>Slightly welcoming</u>	<u>Not welcoming</u>	<u>Don’t know</u>
People who are Arabic or Middle Eastern	1	2	3	4	5
People who are Asian, Asian Indian or Pacific Islander	1	2	3	4	5
People who are Black or African American	1	2	3	4	5
People who are Hispanic or Latino	1	2	3	4	5
People who are American Indian or Alaskan Native	1	2	3	4	5
People who are White	1	2	3	4	5
People whose first language is not English	1	2	3	4	5
People who are not U.S. citizens	1	2	3	4	5
People who identify as lesbian, gay, bisexual or other non-straight sexual identities	1	2	3	4	5
People who identify as transgender	1	2	3	4	5

14. How much of a priority, if at all, should it be for the City of Bloomington to focus on each of the following?

	<u>High priority</u>	<u>Moderate priority</u>	<u>Low priority</u>	<u>Not a priority</u>	<u>Don’t know</u>
Creating a diverse, inclusive, and fair community	1	2	3	4	5
Addressing social, economic, and racial equity differences in jobs	1	2	3	4	5
Addressing social, economic, and racial equity differences in housing	1	2	3	4	5
Addressing social, economic, and racial equity differences in health	1	2	3	4	5
Addressing social, economic, and racial equity differences in education	1	2	3	4	5
Addressing social, economic, and racial equity differences in the criminal justice system	1	2	3	4	5
Hiring more diverse staff	1	2	3	4	5
Recruiting diverse people into positions of local government leadership	1	2	3	4	5

15. We know the COVID-19 pandemic is challenging in many ways. Please rate how much of a problem, if at all, the following are for your household CURRENTLY.

	<u>Major problem</u>	<u>Moderate problem</u>	<u>Minor problem</u>	<u>Not a problem</u>	<u>Don’t know</u>
Loss of employment income	1	2	3	4	5
Loss of income from retirement savings	1	2	3	4	5
Loss of housing	1	2	3	4	5
Lack of paid sick leave or time off benefits from employer	1	2	3	4	5

The City of Bloomington 2021 Community Survey

Our last questions are about you and your household.

Again, all of your responses to this survey are completely anonymous and will be reported in group form only.

D1. In general, how many times do you:

	Several times a day	Once a day	A few times a week	Every few weeks	Less often or never	Don't know
Access the internet from your home using a computer, laptop or tablet computer	1	2	3	4	5	6
Access the internet from your cell phone.....	1	2	3	4	5	6
Visit social media sites such as Facebook, Twitter, Nextdoor, etc.	1	2	3	4	5	6
Use or check email.....	1	2	3	4	5	6
Share your opinions online.....	1	2	3	4	5	6
Shop online.....	1	2	3	4	5	6

D2. Would you say that in general your health is:

- Excellent
 Very good
 Good
 Fair
 Poor

D3. What impact, if any, do you think the economy will have on your family income in the next 6 months?

Do you think the impact will be:

- Very positive
 Somewhat positive
 Neutral
 Somewhat negative
 Very negative

D4. How many years have you lived in Bloomington?

- Less than 2 years
 2-5 years
 6-10 years
 11-20 years
 More than 20 years

D5. Which best describes the building you live in?

- One family house detached from any other houses
 Building with two or more homes (duplex, townhome, apartment or condominium)
 Mobile home
 Other

D6. Do you rent or own your home?

- Rent
 Own

D7. About how much is your monthly housing cost for the place you live (including rent, mortgage payment, property tax, property insurance and homeowners' association (HOA) fees)?

- Less than \$500 \$2,000 to \$2,499
 \$500 to \$999 \$2,500 to \$2,999
 \$1,000 to \$1,499 \$3,000 to \$3,499
 \$1,500 to \$1,999 \$3,500 or more

D8. Do any children 17 or under live in your household?

- No Yes

D9. Are you or any other members of your household aged 65 or older?

- No Yes

D10. How much do you anticipate your household's total income before taxes will be for the current year? (Please include in your total income money from all sources for all persons living in your household.)

- Less than \$25,000 \$75,000 to \$99,999
 \$25,000 to \$49,999 \$100,000 to \$149,999
 \$50,000 to \$74,999 \$150,000 or more

D11. Are you Spanish, Hispanic or Latino?

- No, not Spanish, Hispanic or Latino
 Yes, I consider myself to be Spanish, Hispanic or Latino

D12. What is your race? (Mark one or more races to indicate what race you consider yourself to be.)

- American Indian or Alaskan Native
 Asian, Asian Indian or Pacific Islander
 Black or African American
 White
 Other

D13. In which category is your age?

- 18-24 years 55-64 years
 25-34 years 65-74 years
 35-44 years 75 years or older
 45-54 years

D14. What is your gender?

- Female
 Male
 Identify in another way

Thank you!

Please return the completed survey in the postage-paid envelope to:
National Research Center, Inc., PO Box 549, Belle Mead, NJ 08502